



# Sexually Transmitted Infections (STIs) in Ireland: Trends to the end of 2024



June 2025

# Key points: STIs in Ireland, 2024

- STI notification rate\* in 2024 **decreased** by **11%** compared to 2023 (from 451 to 400 per 100,000 population)
- The decrease in total notifications in 2024 is driven by notable **decreases** in **chlamydia (16%)** and **gonorrhoea (12%)** notifications. This follows significant increases in notifications of both STIs in 2022 and 2023.
- The most common STIs in 2024 were chlamydia (notification rate 224 per 100,000 population), gonorrhoea (notification rate 116 per 100,000 population) and genital herpes (notification rate 36 per 100,000 population)
- Younger people are more affected by STIs, notably females aged 20-24 years. Cases in males are spread over a wider age range.
- Among gay, bisexual and other men who have sex with men (gbMSM), the rate of gonorrhoea notifications in 2024 remains high but stable at 2,112 per 100,000 population. The rate of early infectious syphilis (EIS) notifications in males increased by 8%. Lymphogranuloma venereum (LGV) and mpox notification rates remained low.
- Home testing accounted for almost half (48%) of chlamydia notifications and 29% of gonorrhoea notifications

\* The STI notification rate includes notifications for chlamydia, gonorrhoea, herpes simplex (genital), early infectious syphilis, lymphogranuloma venereum, mpox and trichomoniasis

# Public health implications and key recommendations

- There was a welcome decrease of 11% in STI notifications in 2024. However, Ireland like other [European countries](#) is not on target to achieve the World Health Organization (WHO) goals of reducing STIs and ending STI epidemics as a public health concern by 2030
- In Ireland, STIs are common. Young people less than 25 years of age, and gbMSM are the two most affected populations
- STIs are readily treatable. If not treated, they can lead to serious health complications
- Concerted efforts are needed to continue to reduce the burden of disease. They include:
  - Ensuring availability at scale of prevention tools such as condoms, ready access to testing, and partner notification to limit spread of infection
  - Raising awareness on how to maintain good sexual health
  - Reducing barriers and addressing any stigma that some may feel about addressing their sexual health needs
  - Supporting the development of comprehensive sexual health services that are appropriately funded and resourced to meet sexual health needs
  - Investing in improved data collection to eliminate data gaps and address the issue of lack of information on modes of transmission and behaviours

# HSE Summary of STIs in Ireland, 2024

- 11% decrease in STI notifications in 2024 compared to 2023
- No notifications of chancroid or granuloma inguinale in 2024
- Data on ano-genital warts (AGW) and Non-Specific Urethritis (NSU) not available for 2024

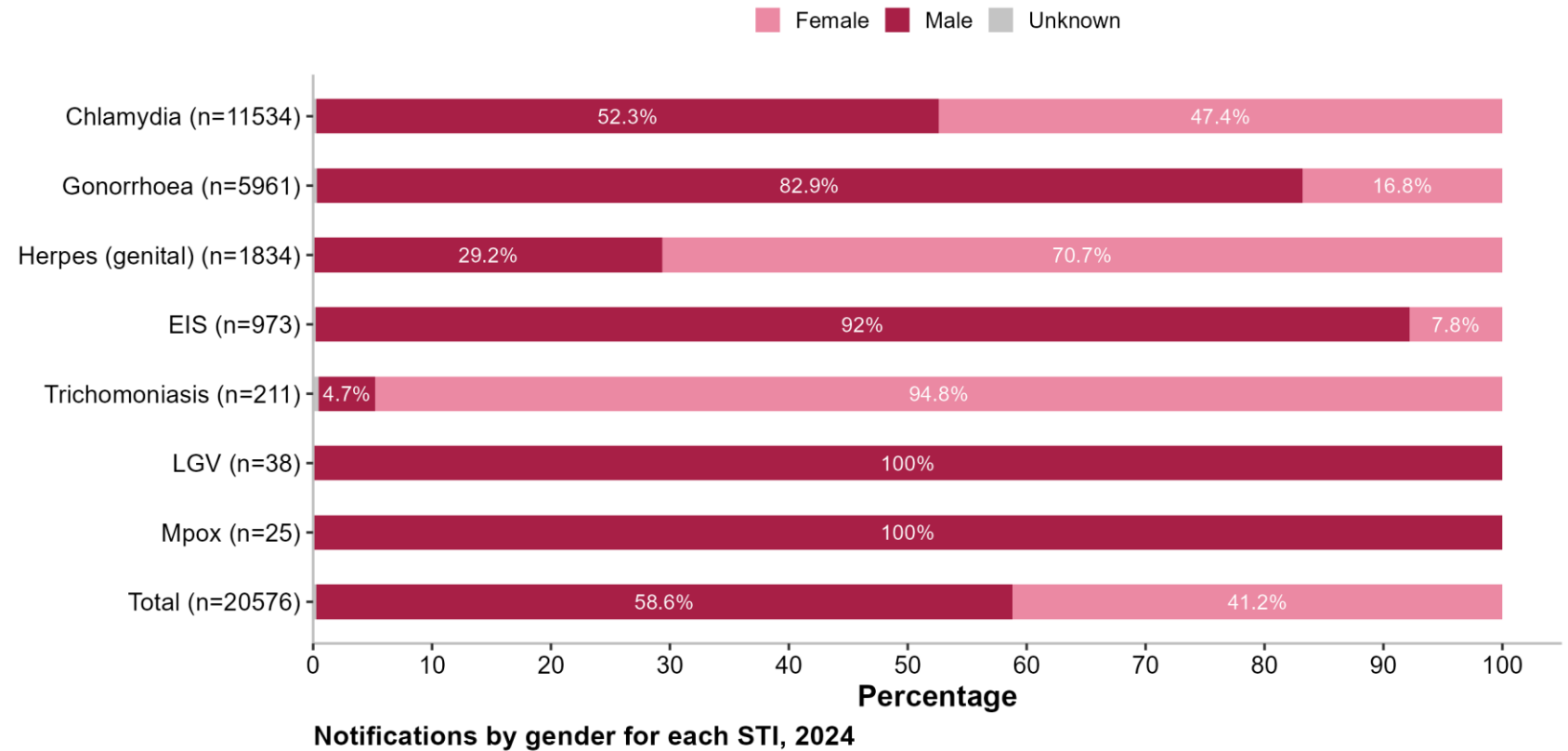
Number of STI notifications by disease and total for 2024 and 2023, the % change between 2023 and 2024, the rate of notification per 100,000 population in 2024, and the highest age-specific rate in 2024

STI	2024 N	2023 N	% change 2024 vs. 2023	Notification rate/100,000 population, 2024	Highest age- specific rate, 2024 (years)
Chlamydia	11,534	13,705	-15.8	224.0	20 to 24
Gonorrhoea	5,961	6,804	-12.4	115.8	20 to 24
Herpes simplex (genital)	1,834	1,682	9.0	35.6	20 to 24
Early infectious syphilis (EIS)	973	896	8.6	18.9	30 to 34
Lymphogranuloma venereum (LGV)	38	37	2.7	0.7	30 to 34
Mpox	25	13	92.3	0.5	30 to 34
Trichomoniasis*	211	70	201.4	4.1	20 to 24
<b>Total</b>	<b>20,576</b>	<b>23,207</b>	<b>-11.3</b>	<b>399.6</b>	<b>20 to 24</b>

\*The case definition for trichomoniasis was updated on 2nd January 2024 to include molecular testing methods. The increase in the trichomoniasis notification rate in 2024 is likely due to better case ascertainment.

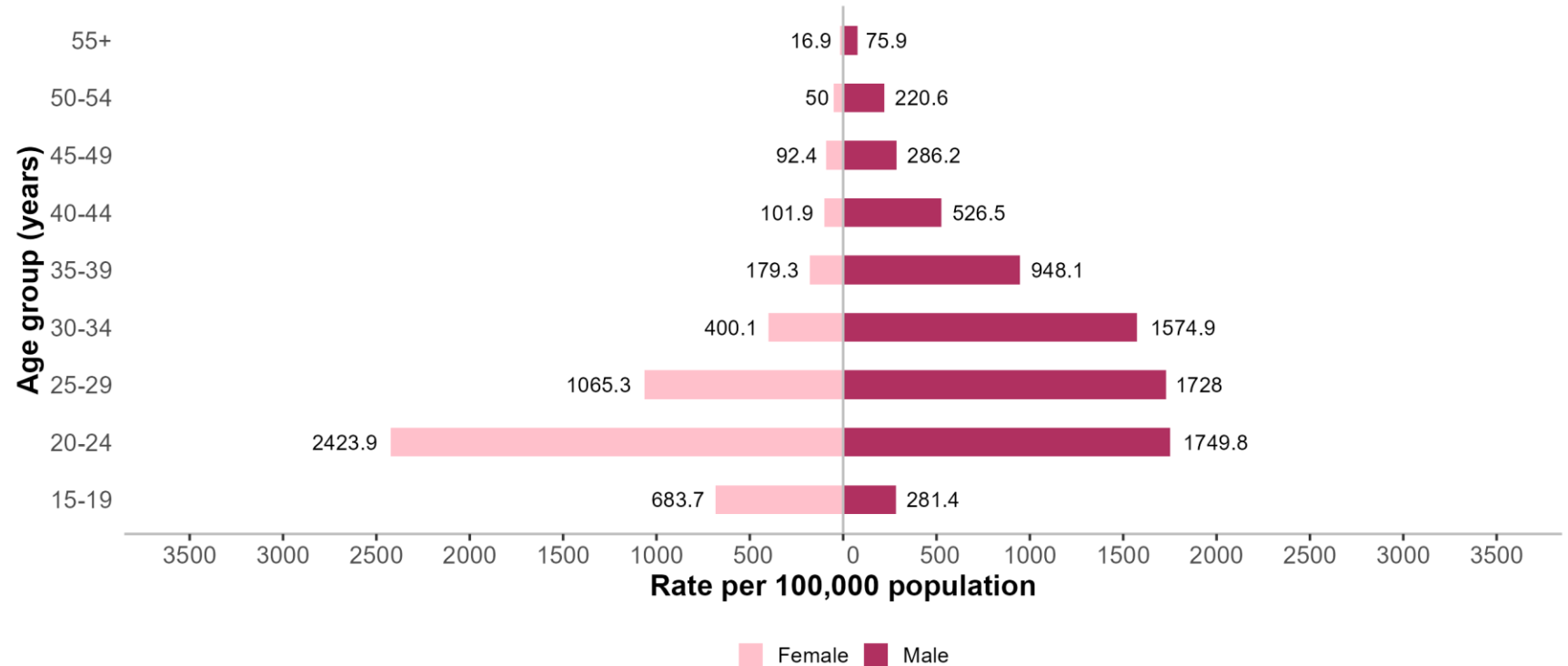
# HSE STIs and gender distribution, 2024

- Gonorrhoea, EIS, LGV and mpox cases are more common in males
- Herpes simplex (genital) and trichomoniasis cases are more common in females
- Chlamydia slightly more common in males than females



# HSE STI notification rates by age and gender, 2024

- Notification rates highest in males and females aged 20-24 years
- STI notification rates peak in females aged 20-24 years
- STI notification rates in males remain high in the following age groups:
  - 20-24 years
  - 25-29 years
  - 30-34 years

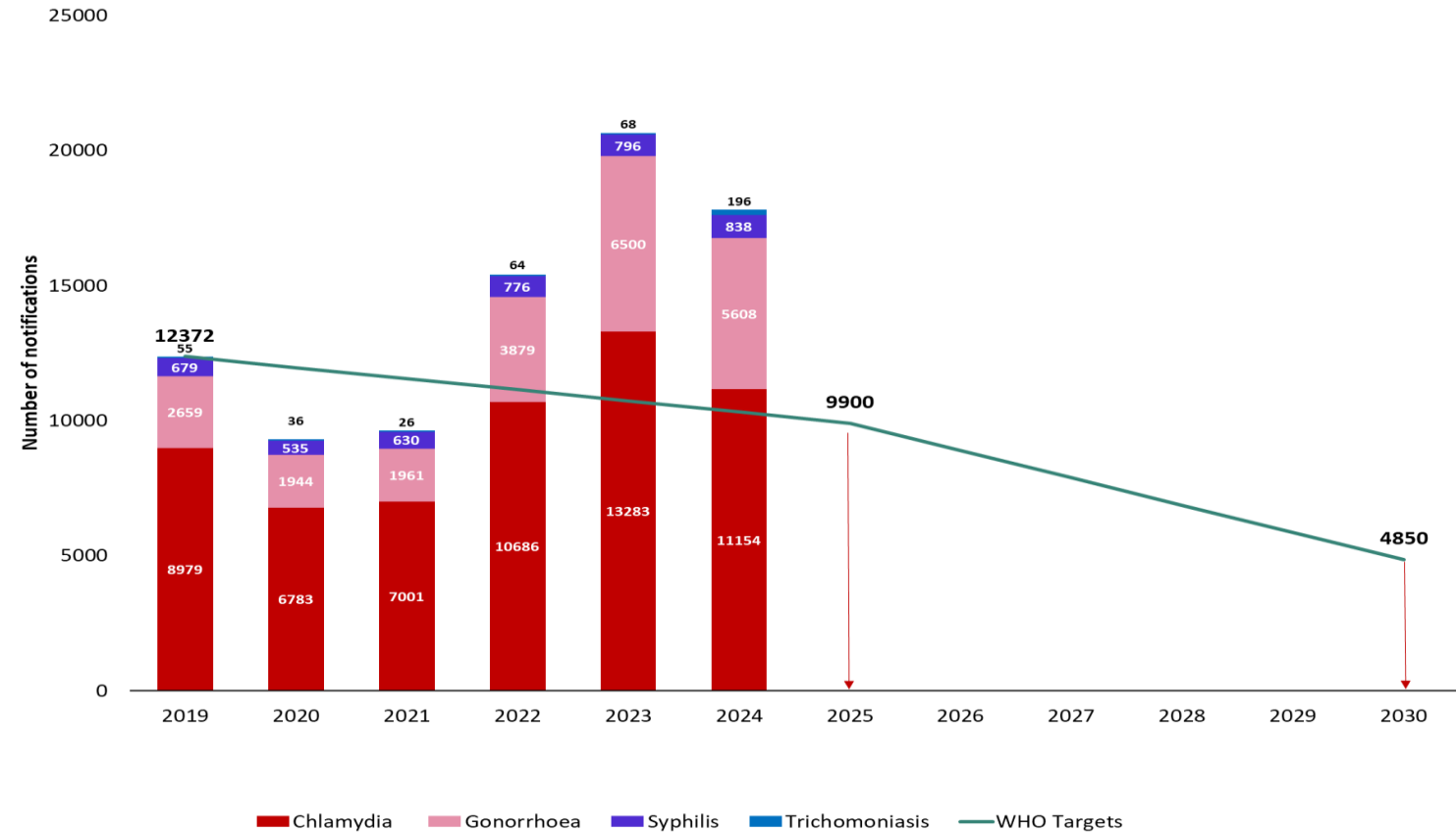


Age and gender breakdown for cases of chlamydia, gonorrhoea, syphilis, herpes simplex (genital), LGV and trichomoniasis and mpox in 2024

Note: This figure details the total STI notification rate by age and gender. Individuals may have multiple notifications of the same STI or multiple STIs per year.

# WHO indicators for reduction in STIs (Chlamydia, Gonorrhoea, Syphilis and Trichomoniasis) in Ireland

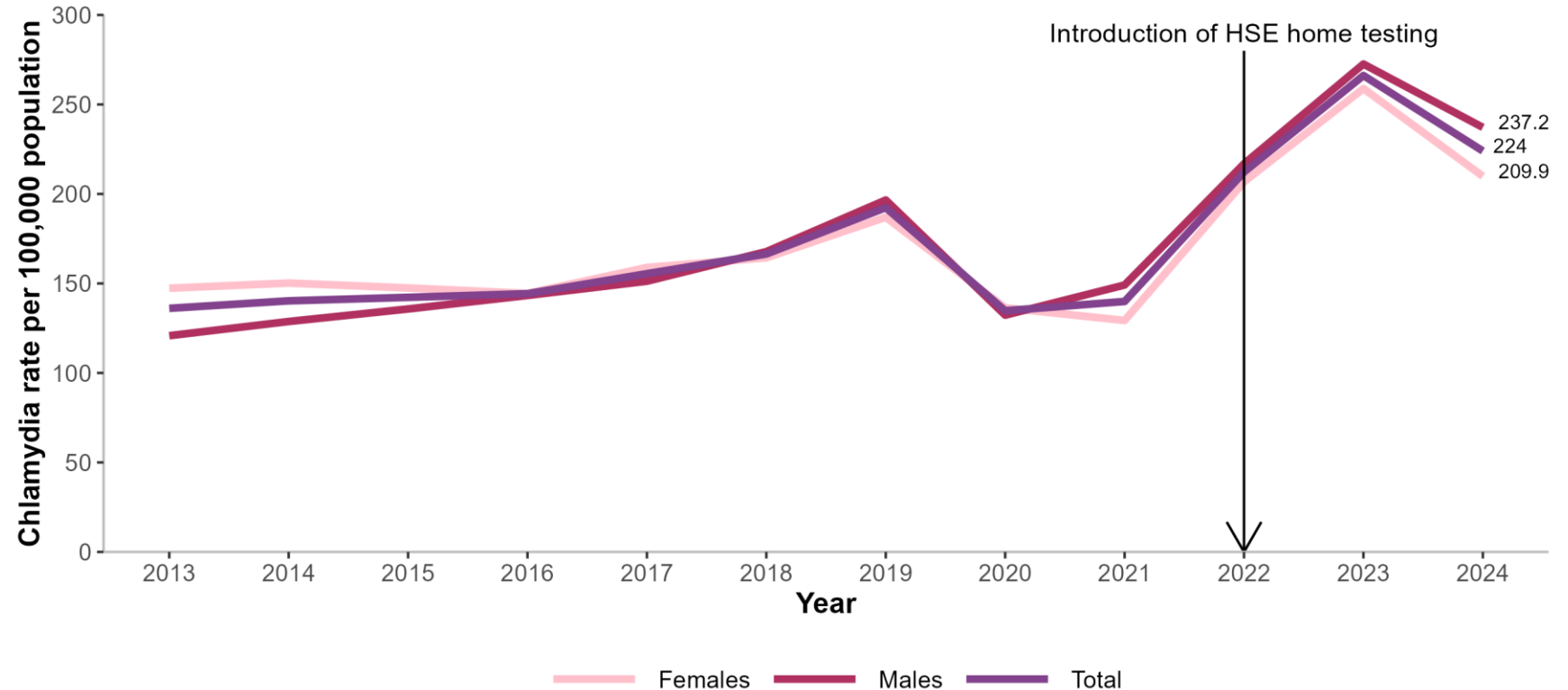
- WHO 2025 targets: 20% reduction in incidence for all four diseases in those aged 15-49 years (2019 baseline)
- WHO 2030 targets: 90% reduction in new cases of syphilis and gonorrhoea and a 50% reduction in new cases of chlamydia and trichomoniasis
- In 2024, Ireland saw a **14% decrease** in STIs in those aged 15-49 years when **compared to 2023**
- **44% increase** in STIs in those aged 15-49 years in 2024 **compared to 2019**
- Ireland is not on target to meet the WHO reduction in STIs in those aged 15-49 years by 2025



Number of notifications per year 2019-2024 for chlamydia, gonorrhoea, syphilis and trichomoniasis in those aged 15-49 years and the [WHO targets for 2025 and 2030](#)

# HSE Chlamydia: Trend in notification rates by gender, 2013 - 2024

- Chlamydia is the most frequently reported STI in Ireland (notification rate of 224 per 100,000 population)
- Following significant increases in 2022 and 2023 **chlamydia notification rate decreased by 16% in 2024**
- Chlamydia notification rate in 2024 remains 26% higher than in 2019 (pre-pandemic)



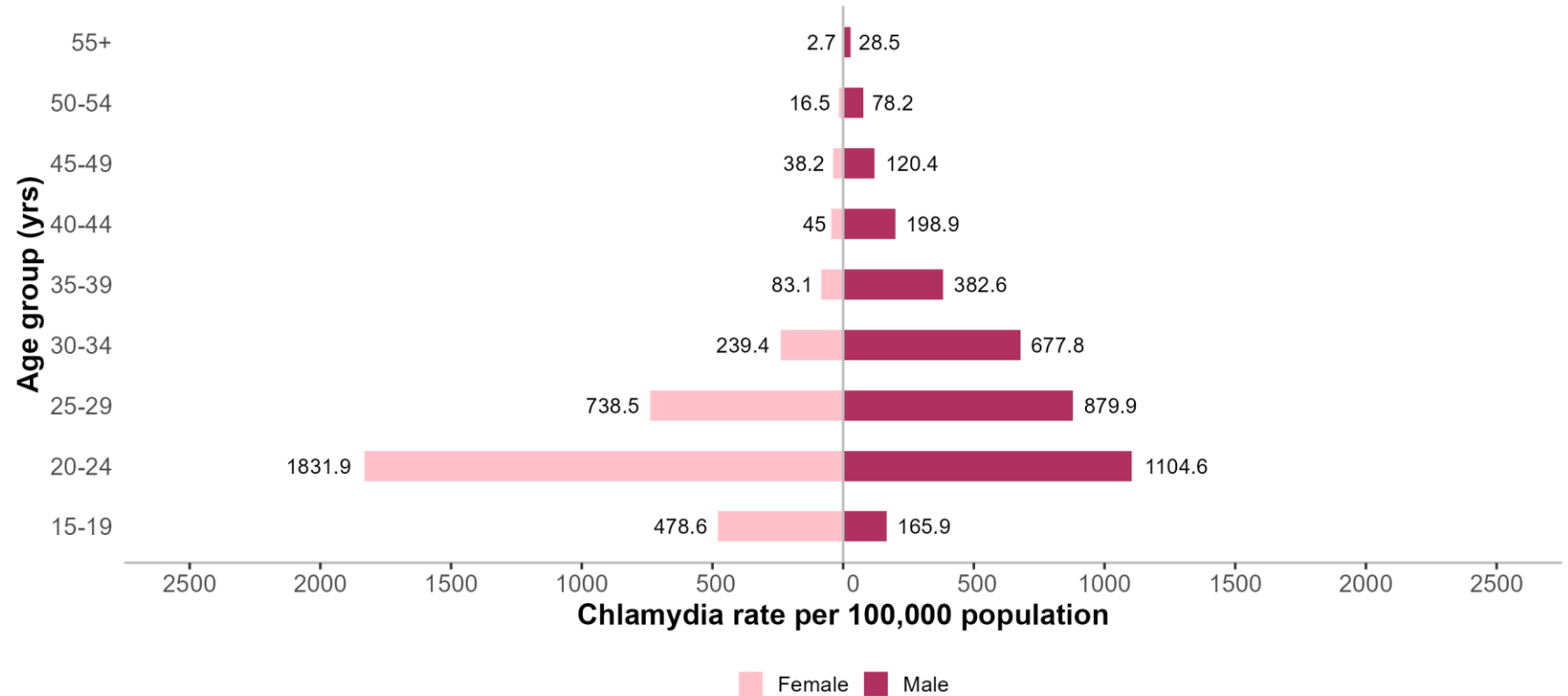
## Chlamydia notification rates by gender, 2013 to 2024

The COVID-19 pandemic likely impacted STI surveillance data in 2020 to 2021 due to reductions in transmission, under ascertainment and underreporting.



# HSE Chlamydia: Notification rates by age and gender, 2024

- Notification rates of chlamydia in both males and females highest among those aged 20-24 years

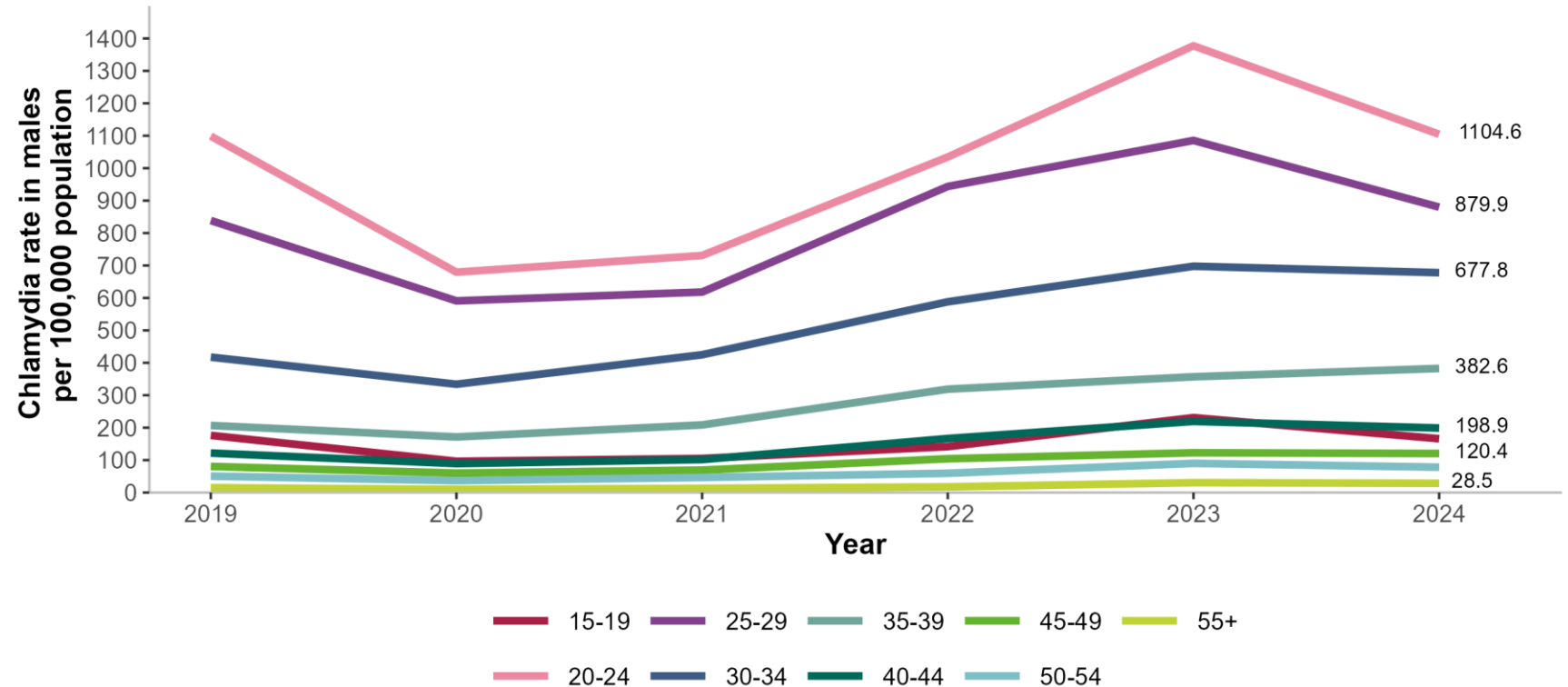


Chlamydia notification rates by age and gender, 2024

# HSE Chlamydia: Trend in notification rates in males, 2019 - 2024

When compared to 2023 notification rates in 2024 **decreased** in males aged

- 15-19 years - down 28%
- 20-24 years - down 20%
- 25-29 years - down 19%

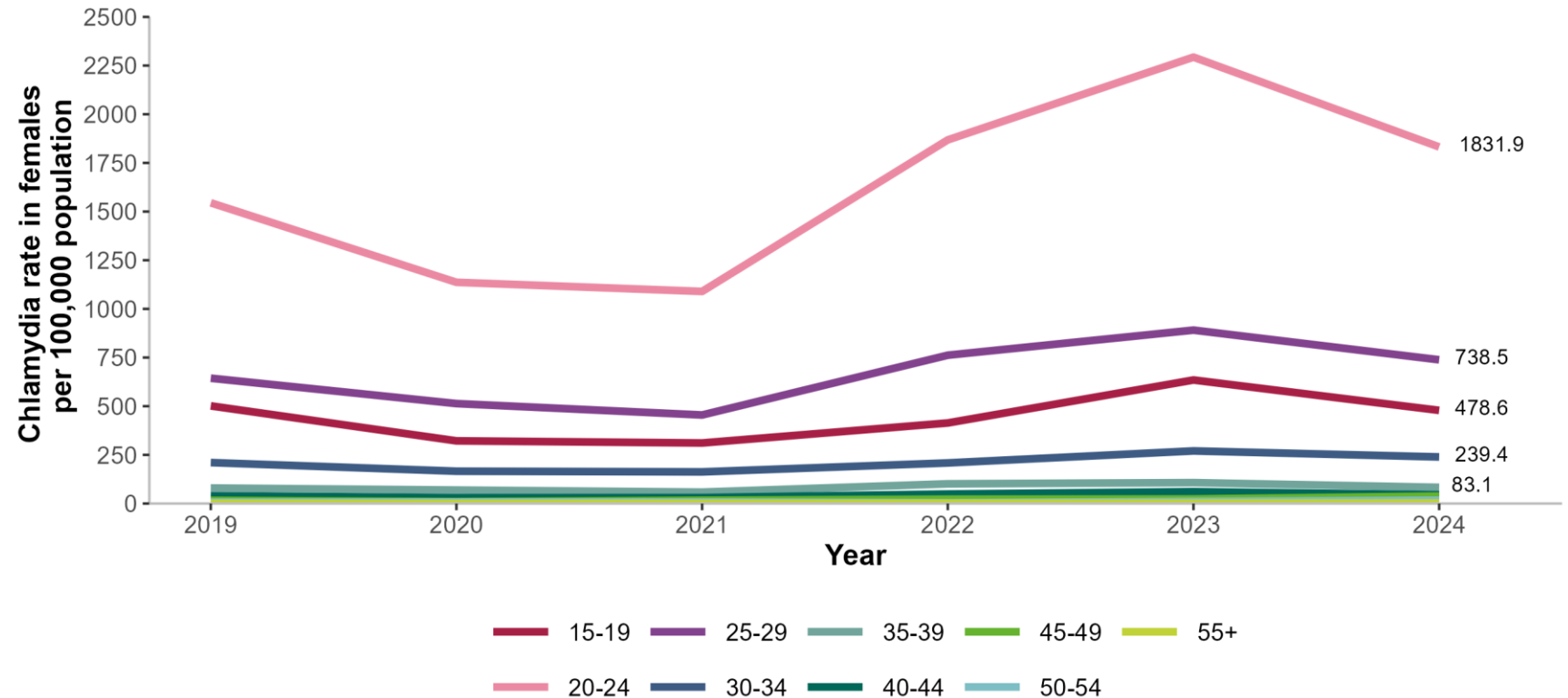


Chlamydia notification rates in males by age group, 2019 to 2024

# HSE Chlamydia: Trend in notification rates in females, 2019 - 2024

When compared to 2023 notification rates in 2024 **decreased** in females aged

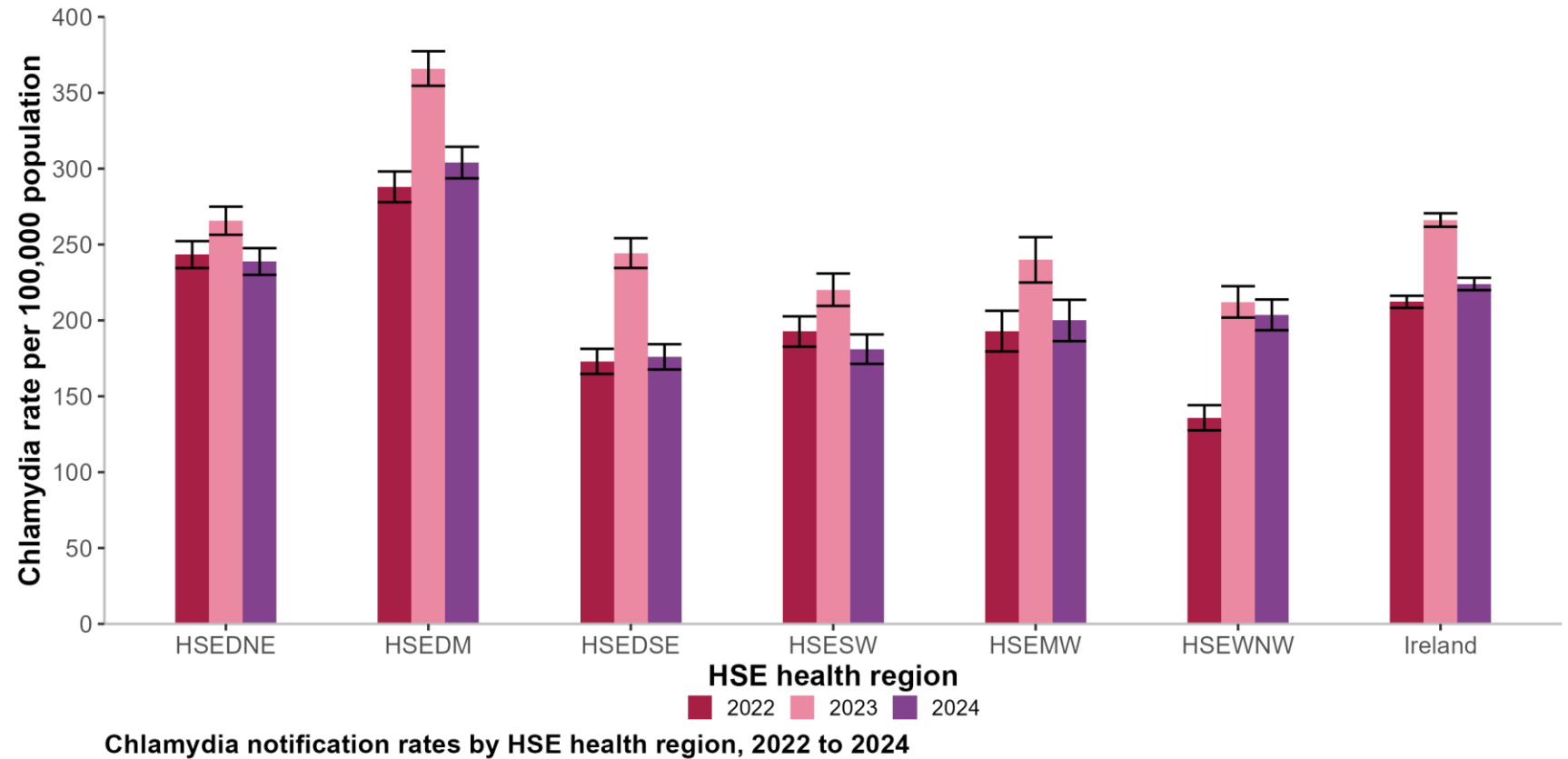
- 15-19 years - down 25%
- 20-24 years - down 20%
- 25-29 years - down 17%



Chlamydia notification rates in females by age group, 2019 to 2024

# HSE Chlamydia: Trend in notification rates by HSE health region, 2022 - 2024

- Highest notification rate for chlamydia in 2024 in HSEDM (HSE Dublin and Midlands) at 304 per 100,000 population



# Chlamydia in Ireland, 2024: Summary

- 11,534 confirmed cases notified
- Notification rate decreased by 16% in 2024 compared to 2023
- [HSE Home Testing](#) accounted for 48% of chlamydia notifications in 2024
  - 54% of female chlamydia notifications
  - 42% of male chlamydia notifications
- Notification rate 6% higher in males than females
- 48% of cases in young people aged 15-24 years
- Median age: 25 years
- Highest rates in both males and females in those aged 20-24 years
  - In this age group, the rate in females 40% higher than rate in males
- Highest notification rates in HSE Dublin and Midlands

# HSE Gonorrhoea: Trend in notification rates by gender, 2013 - 2024

- Following significant increases in 2022 and 2023 gonorrhoea notification rate decreased by 12% in 2024
- Gonorrhoea notification rate in 2024 remains 97% higher than 2019 (pre-pandemic levels)

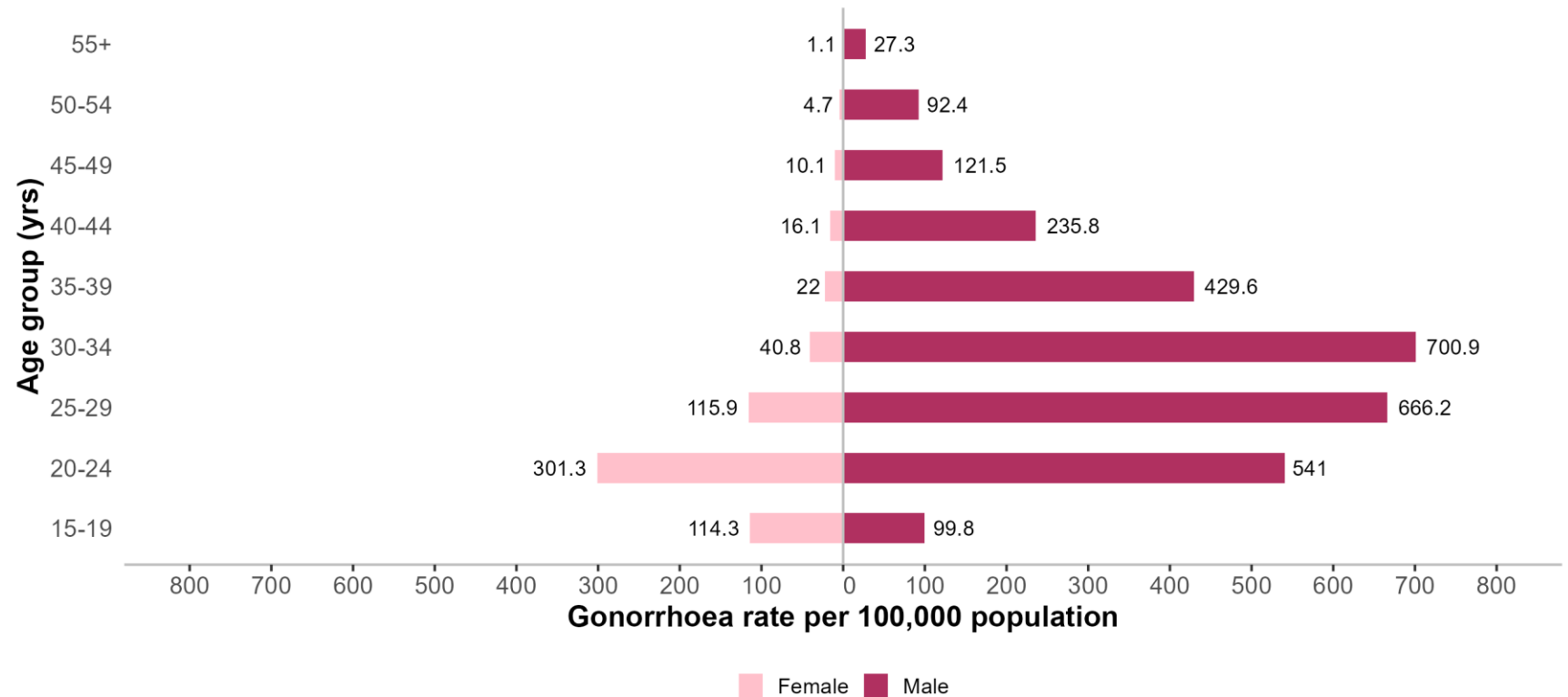


## Gonorrhoea notification rates by gender, 2013 to 2024

The COVID-19 pandemic likely impacted STI surveillance data in 2020 to 2021 due to reductions in transmission, under ascertainment and underreporting.

# HSE Gonorrhoea: Notification rates by age and gender, 2024

- Notification rates higher in males compared to females for all age groups (except those aged 15-19 years)
- Notification rates are highest in females aged 20-24 years and males aged 30-34 years



Gonorrhoea notification rates by age and gender, 2024

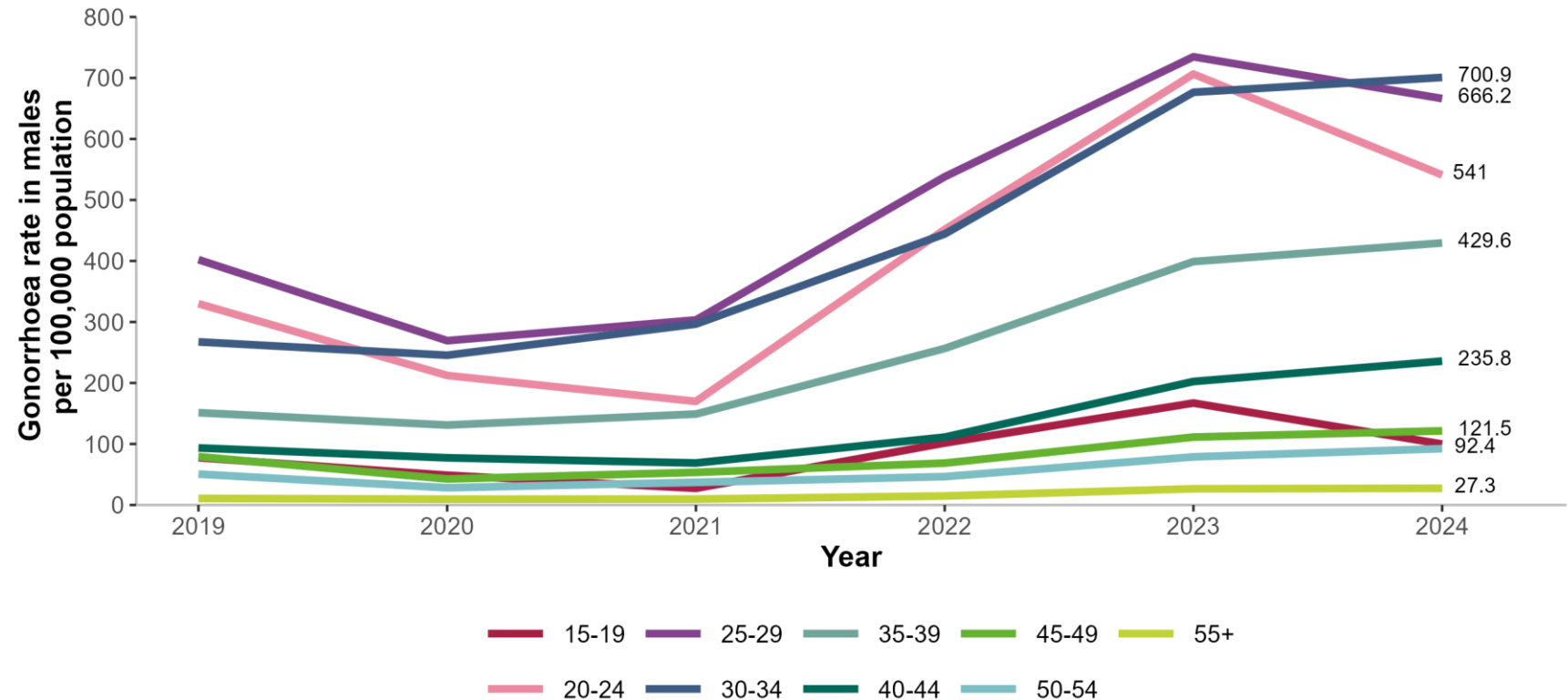
# HSE Gonorrhoea: Trend in notification rates in males, 2019 - 2024

When compared to 2023 notification rates in 2024 **decreased** in males aged

- 15-19 years - down 40%
- 20-24 years - down 23%
- 25-29 years - down 9%

In males over 30 years notification rates have **increased** since 2023

- 35-39 years - up 8%
- 40-44 years - up 17%
- 50-54 years - up 17%



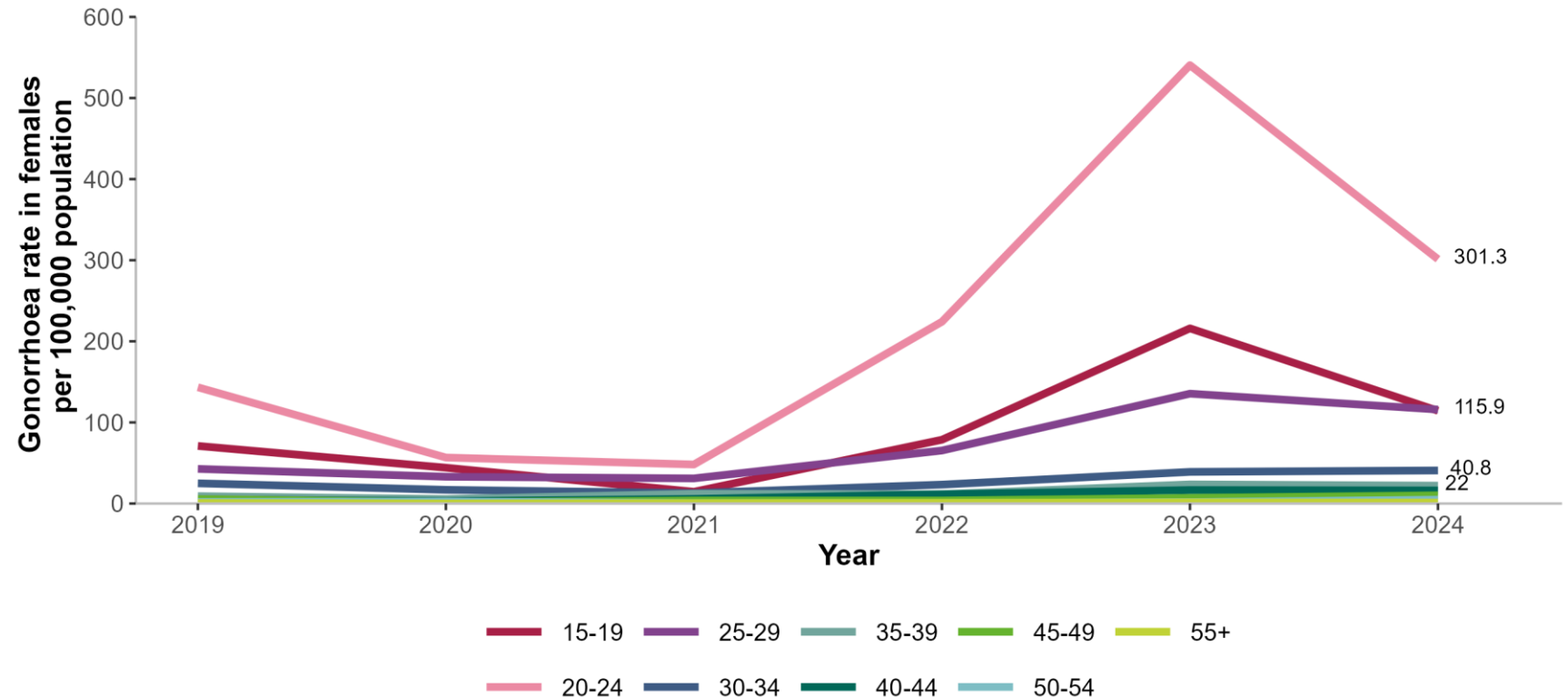
Gonorrhoea notification rates in males by age group, 2019 to 2024



# HSE Gonorrhoea: Trend in notification rates in females, 2019 - 2024

When compared to 2023 notification rates in 2024 **decreased** in females aged

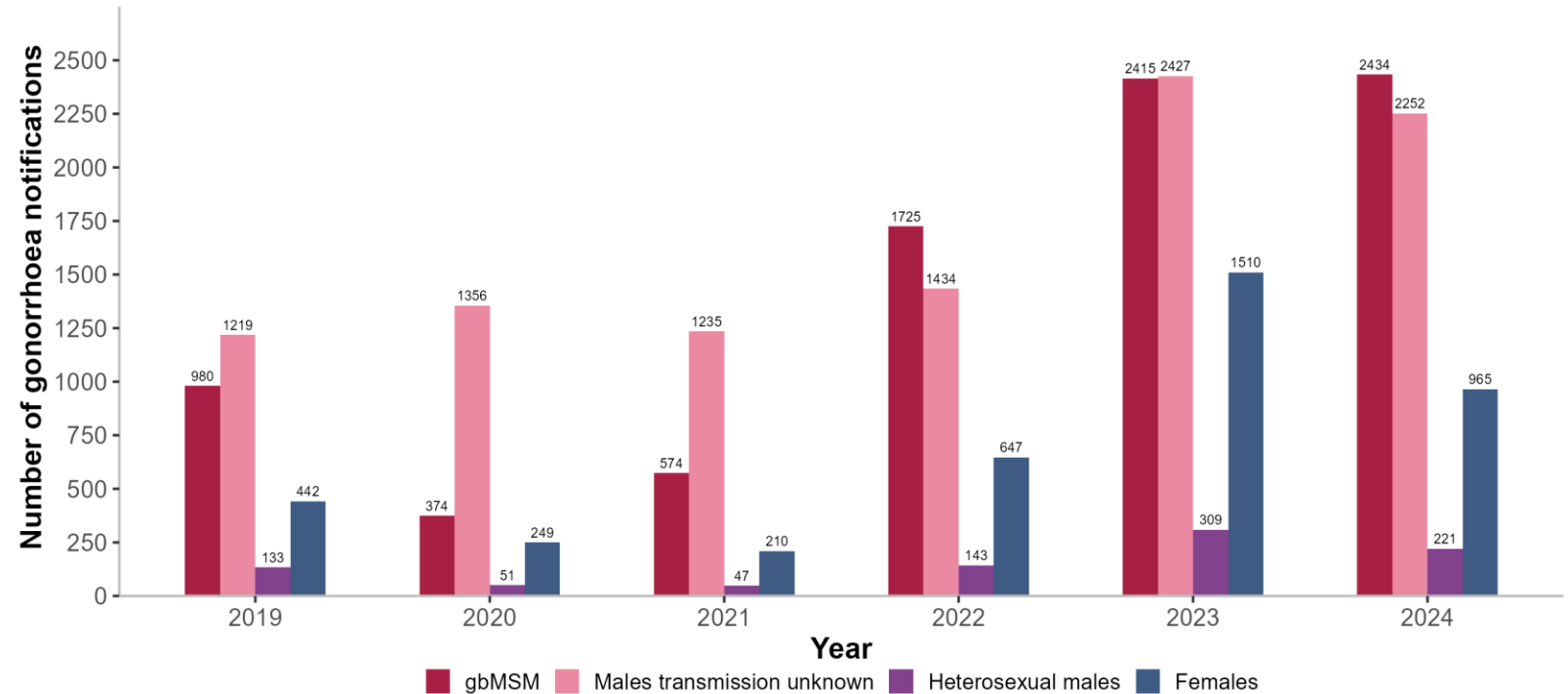
- 15-19 years - down 47%
- 20-24 years - down 44%
- 25-29 years - down 14%



Gonorrhoea notification rates in females by age group, 2019 to 2024

# HSE Gonorrhoea: Trend by mode of transmission (MoT), 2019 - 2024

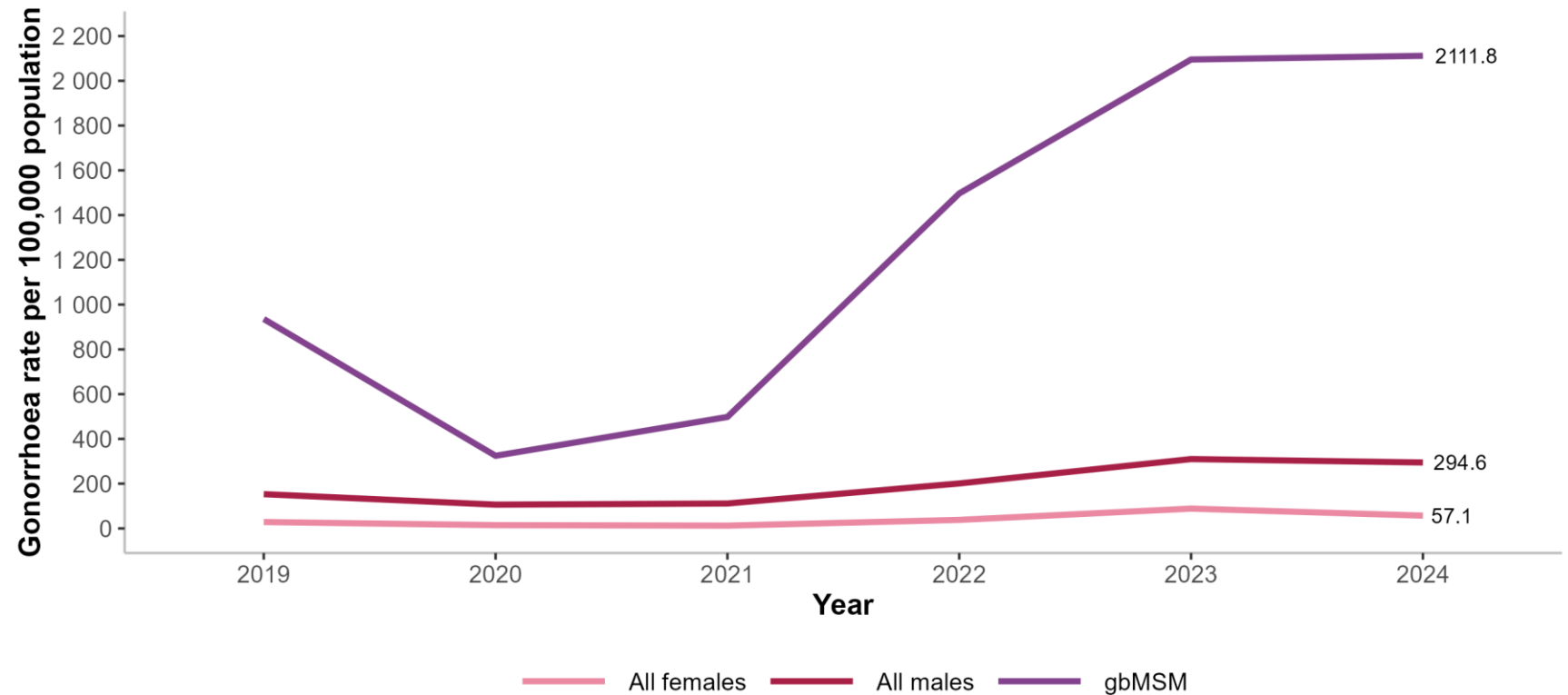
- Mode of transmission (MoT) is known for 54% of male cases in 2024
- Where MoT is known, gbMSM account for 90% of male cases in 2024



Number of gonorrhoea notifications in gbMSM, heterosexual males, males with unknown transmission, and all females aged 18 years and over, 2019 to 2024

# HSE Gonorrhoea: Trend in notification rates by risk group, 2019 - 2024

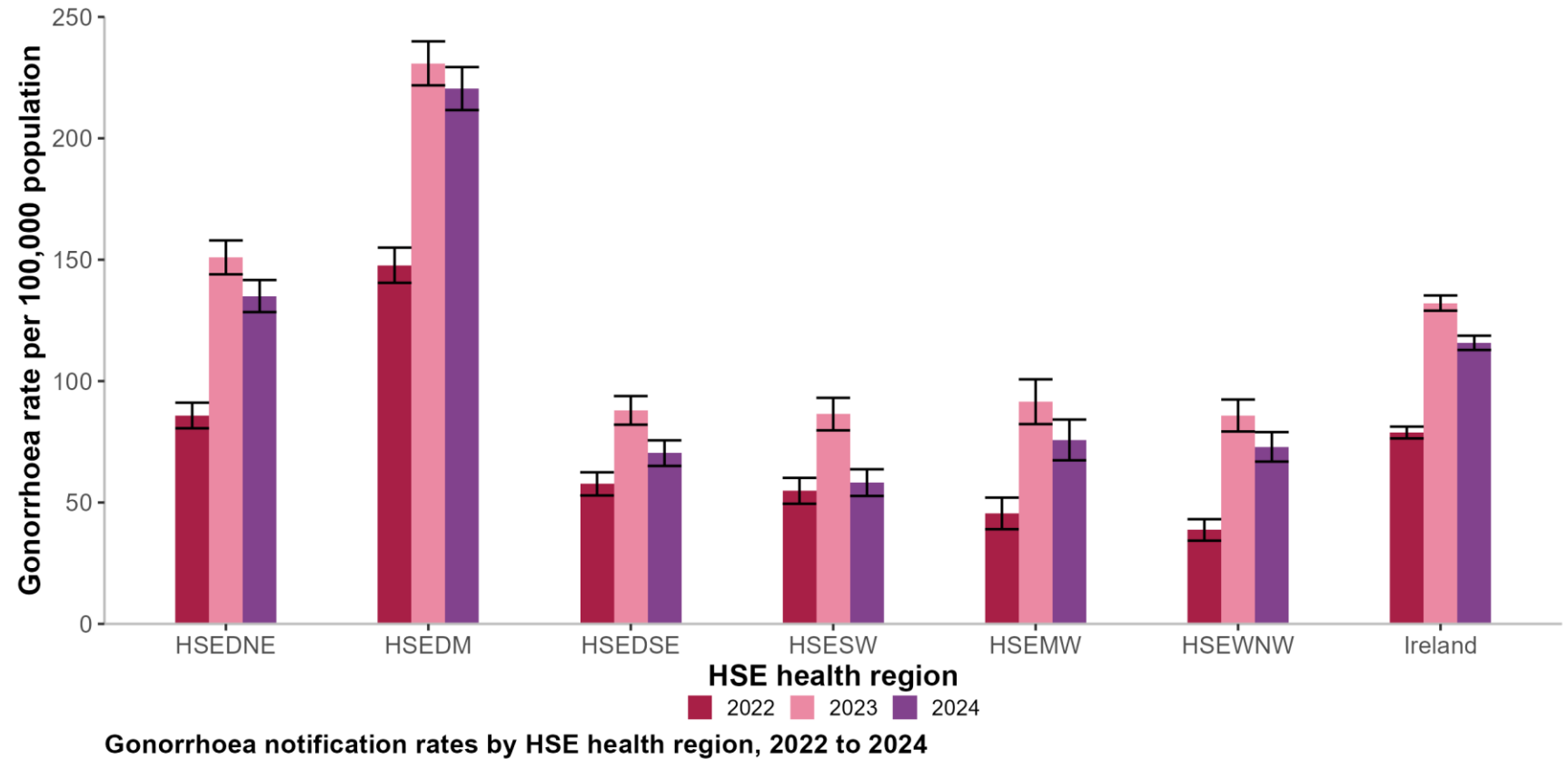
- Notification rate in those who identified as gbMSM unchanged since 2023
- Notification rate in all males decreased 5% since 2023
- Notification rate in all females decreased 35% since 2023



Trend in gonorrhoea rates in gbMSM, all males and all females aged 18 years and over, 2019 to 2024

# HSE Gonorrhoea: Trend in notification rates by HSE health region, 2022 - 2024

- Gonorrhoea notification rates have decreased in all areas in 2024 when compared to 2023
- Highest notification rate in 2024 in HSEDM (HSE Dublin and Midlands) (221 per 100,000 population)
- The notification rate for HSEDNE (HSE Dublin and Northeast) (135 per 100,000 population) is higher than the national rate



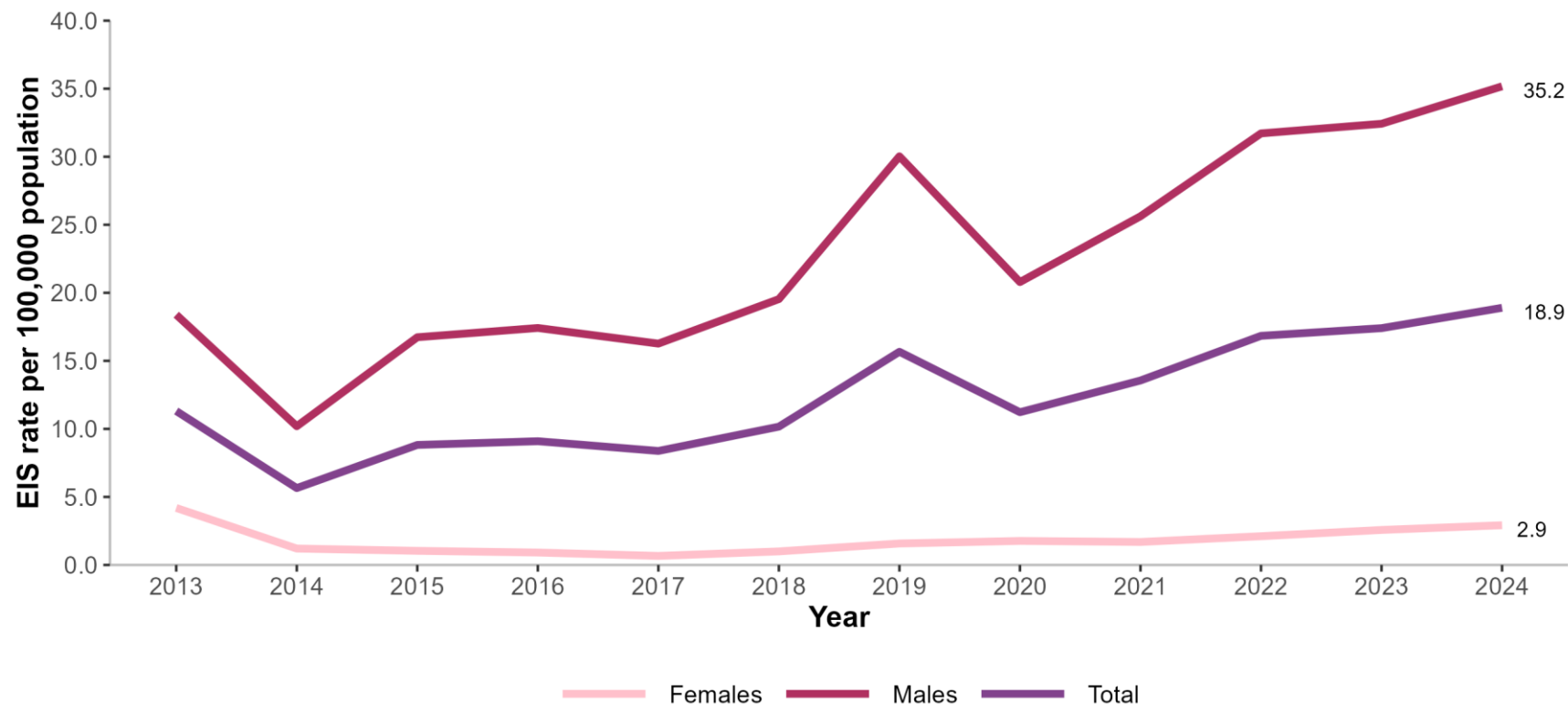
# Gonorrhoea in Ireland, 2024: Summary

- 5,961 confirmed cases notified
- Rate decreased by 12% in 2024 compared to 2023
- [HSE Home Testing](#) accounted for 29% of gonorrhoea notifications in 2024
  - 39% of female gonorrhoea notifications
  - 27% of male gonorrhoea notifications of which 58% were reported as gbMSM
- Median age: 30 years
- 83% were males
  - Notification rates decreased in males under 30 years, but increased in those over 30 years
  - Highest rate in 30-34 year age olds
  - Where mode of transmission was known (54%):
    - 90% gbMSM (unchanged compared to 2023)
    - 8% heterosexuals
- Females:
  - 15-19 years: 47% decrease compared with 2023; 20-24 years: 44% decrease compared with 2023
  - 65% of cases in young women (15-24 years) and 17% in 25-29 year olds
- Highest notification rates in HSE Dublin and Midlands



# EIS: Trend in notification rates by gender, 2013 - 2024

- Early Infectious Syphilis (EIS) notification rates increased by 9% in 2024 when compared to 2023

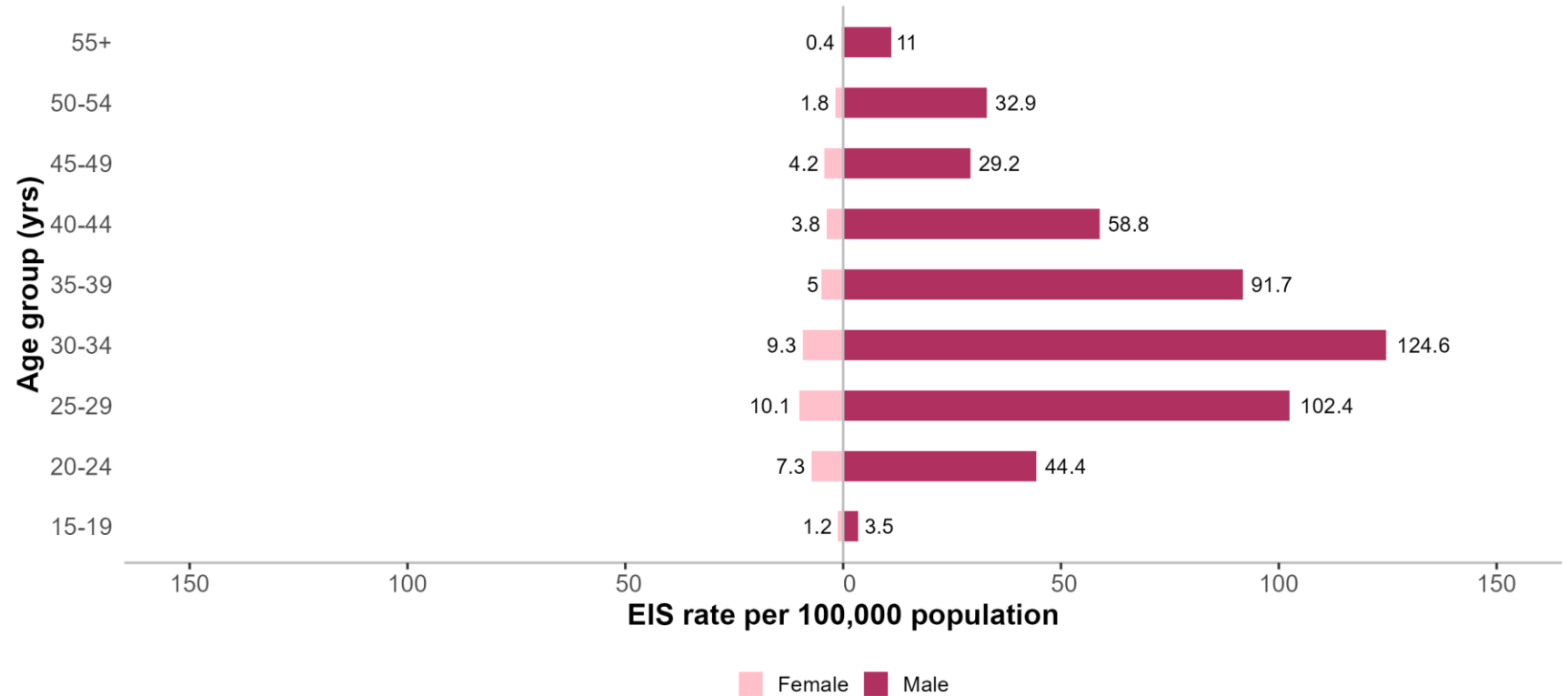


## EIS notification rates by gender, 2013 to 2024

The COVID-19 pandemic likely impacted STI surveillance data in 2020 to 2021 due to reductions in transmission, under ascertainment and underreporting.

# HSE EIS: Notification rates by age and gender, 2024

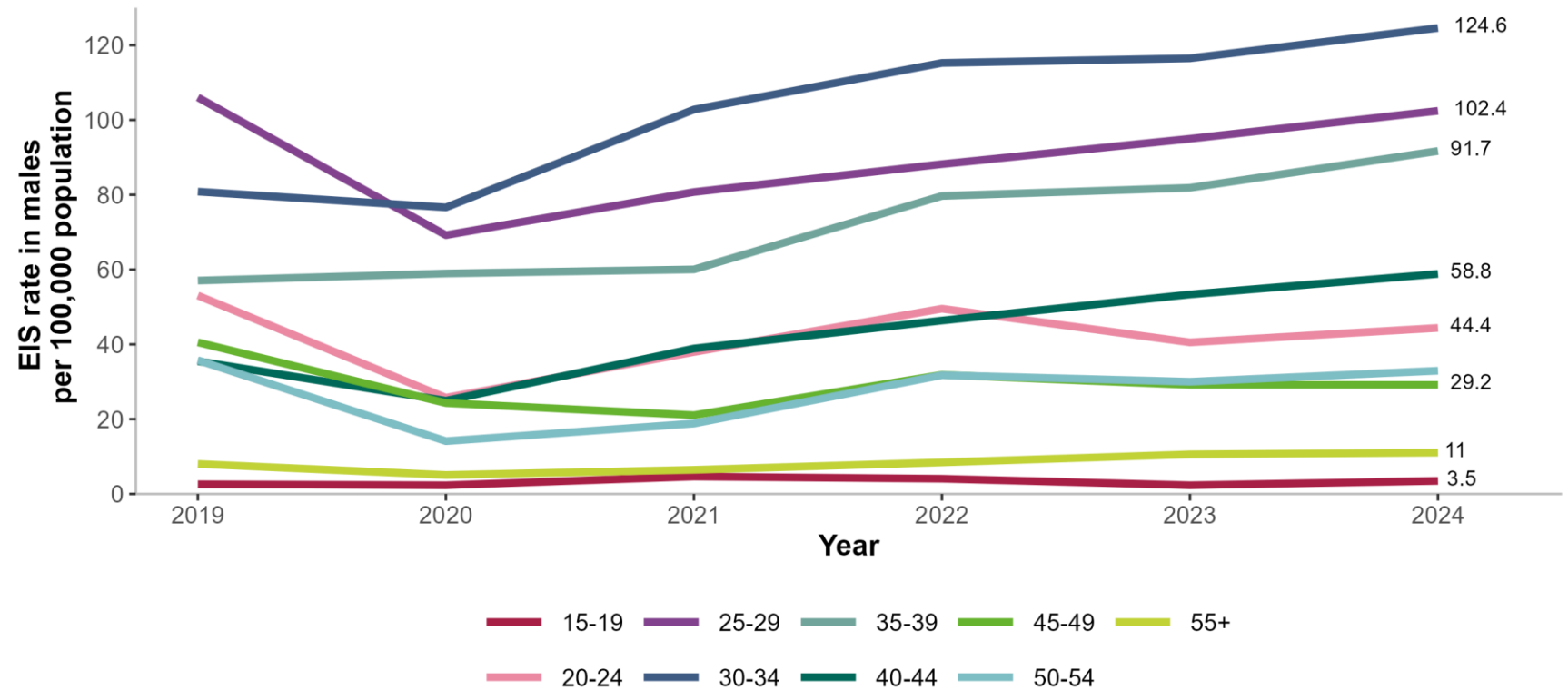
- Males aged 30-34 years most affected by EIS in 2024



EIS notification rates by age and gender, 2024

# HSE EIS: Trend in notification rates in males, 2019 - 2024

- In 2024, highest age specific rate in males in those aged 30-34 years

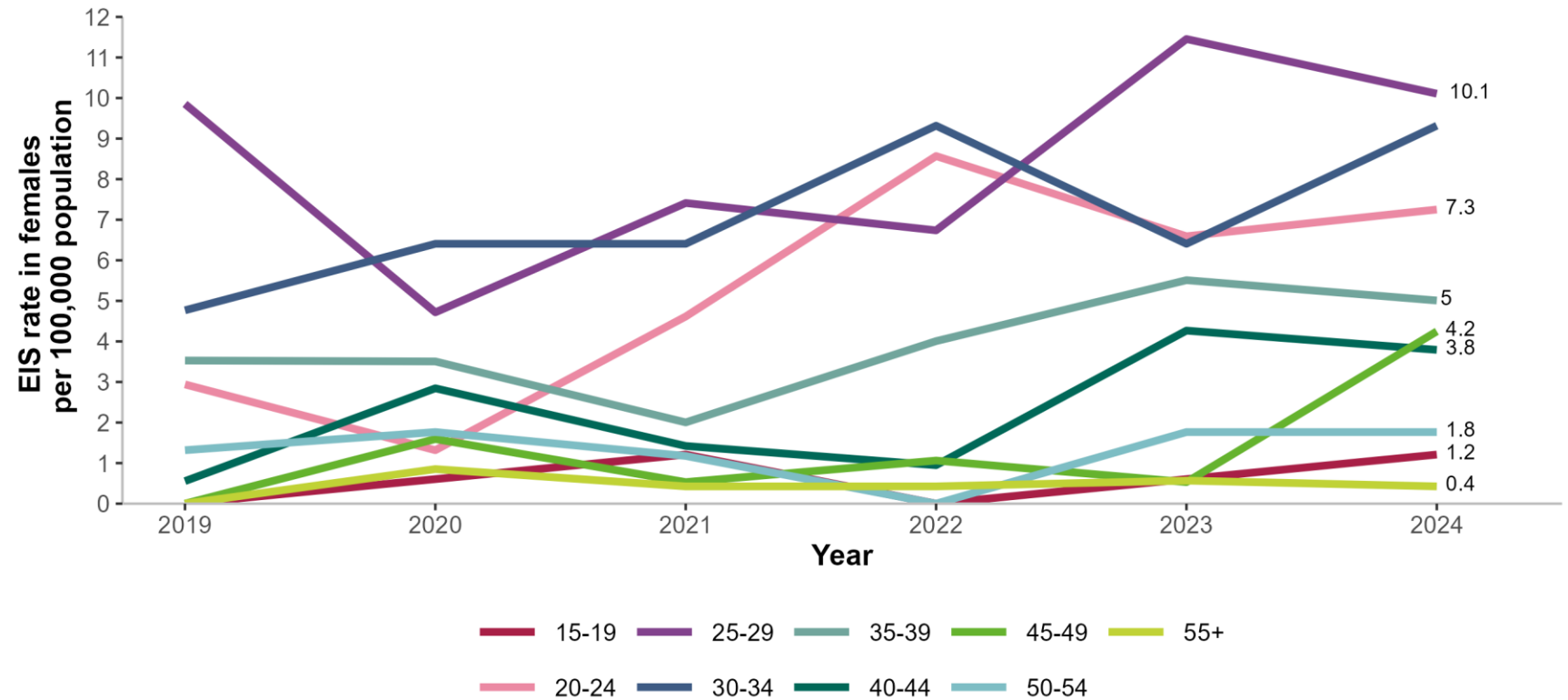


EIS notification rates in males by age group, 2019 to 2024



# HSE EIS: Trend in notification rates in females, 2019 - 2024

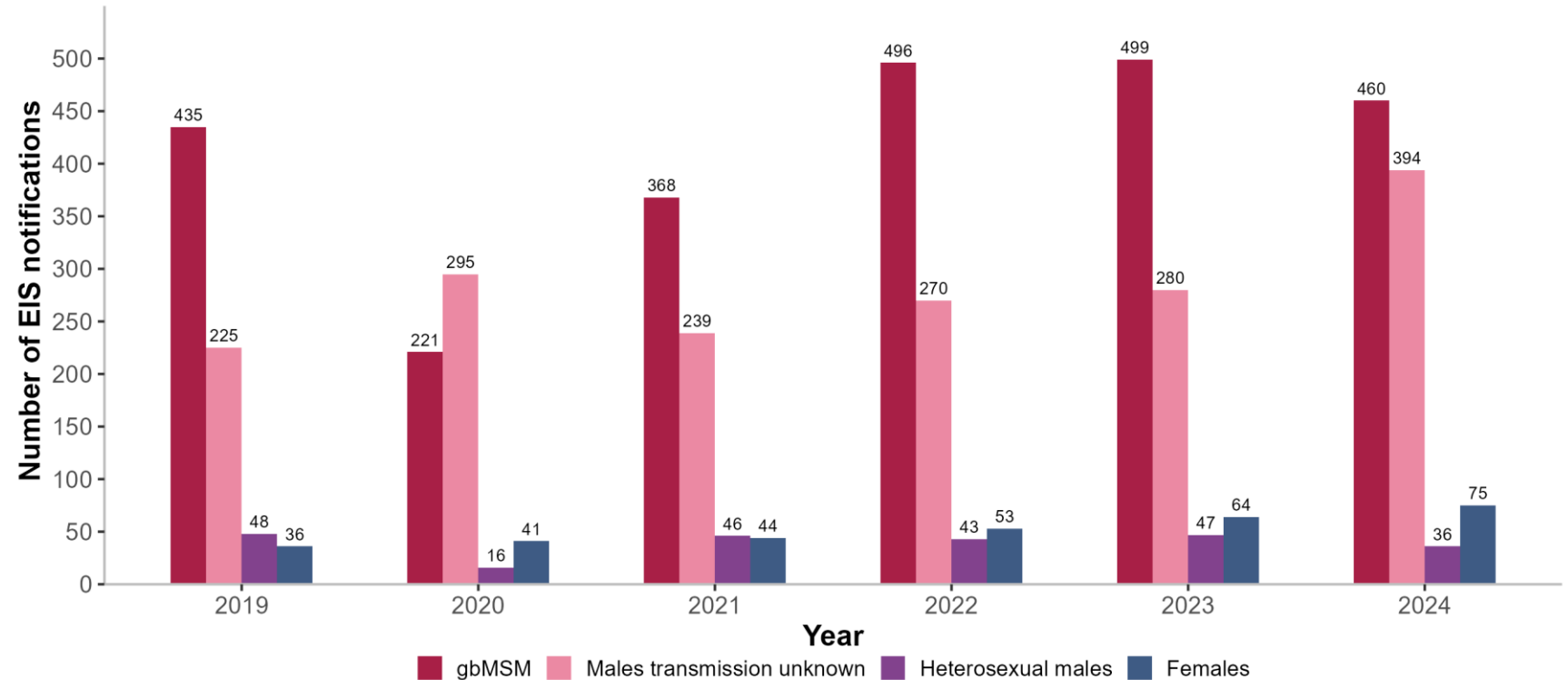
- Notification rates in females lower than in males
- In 2024, highest age specific rate in females in those aged 25-29 years



EIS notification rates in females by age group, 2019 to 2024

# HSE EIS: Trend in notification rates by mode of transmission (MoT), 2019 - 2024

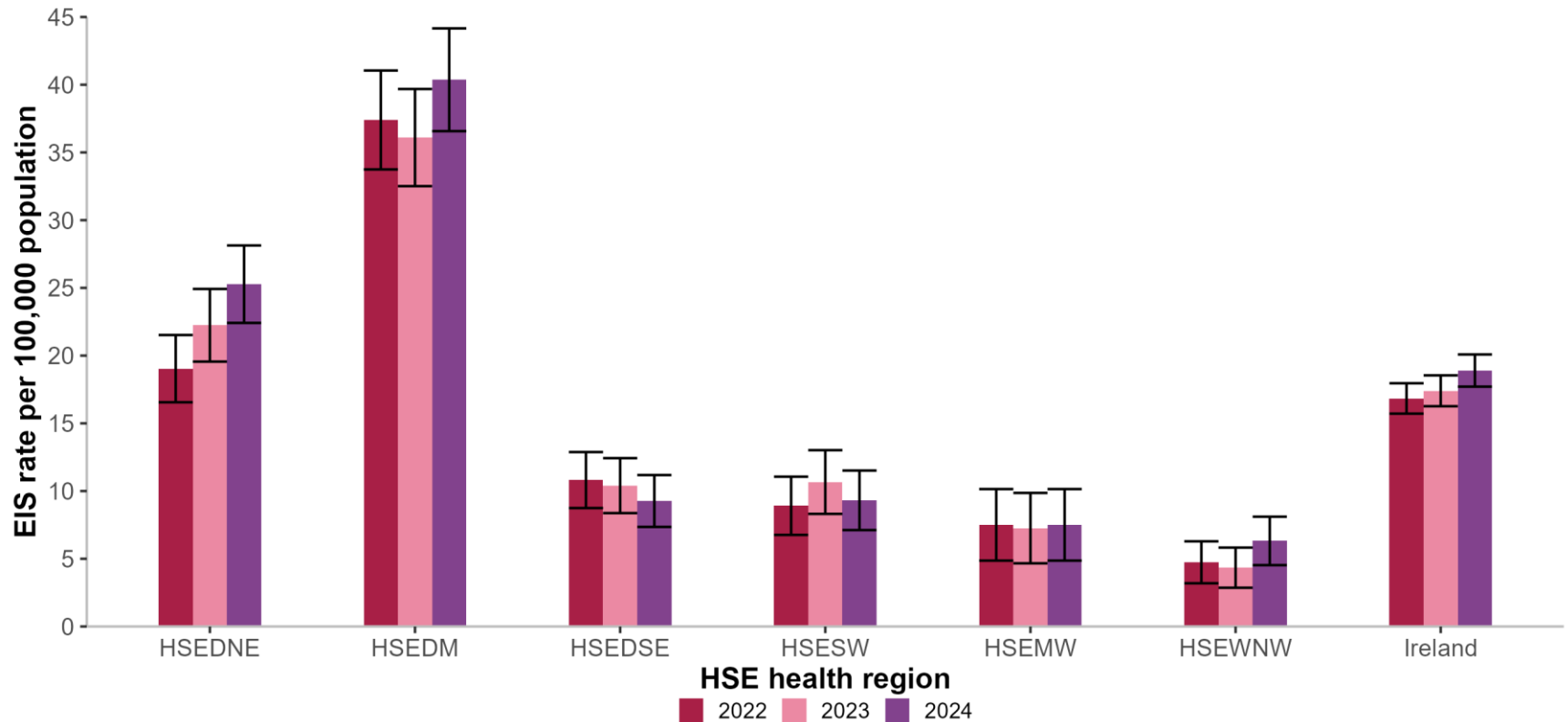
- In 2024, MoT known for 56% of male cases and gbMSM accounted for 93% of male notifications (where MoT was known)
- In 2023, MoT known for 66% of male cases and gbMSM accounted for 91% of cases (where MoT was known)



Number of EIS notifications in gbMSM, males with unknown transmission, heterosexual males, and all females aged 18 years and over, 2019 to 2024

# HSE EIS: Trend in notification rates by HSE health region, 2022 - 2024

- In 2024, highest notification rate in HSEDM (HSE Dublin and Midlands) (40 per 100,000 population)
- The notification rate for HSEDNE (HSE Dublin and Northeast) (25 per 100,000 population) also higher than the national rate



EIS notification rates by HSE health region, 2022 to 2024

# HSE EIS in Ireland, 2024\*: Summary

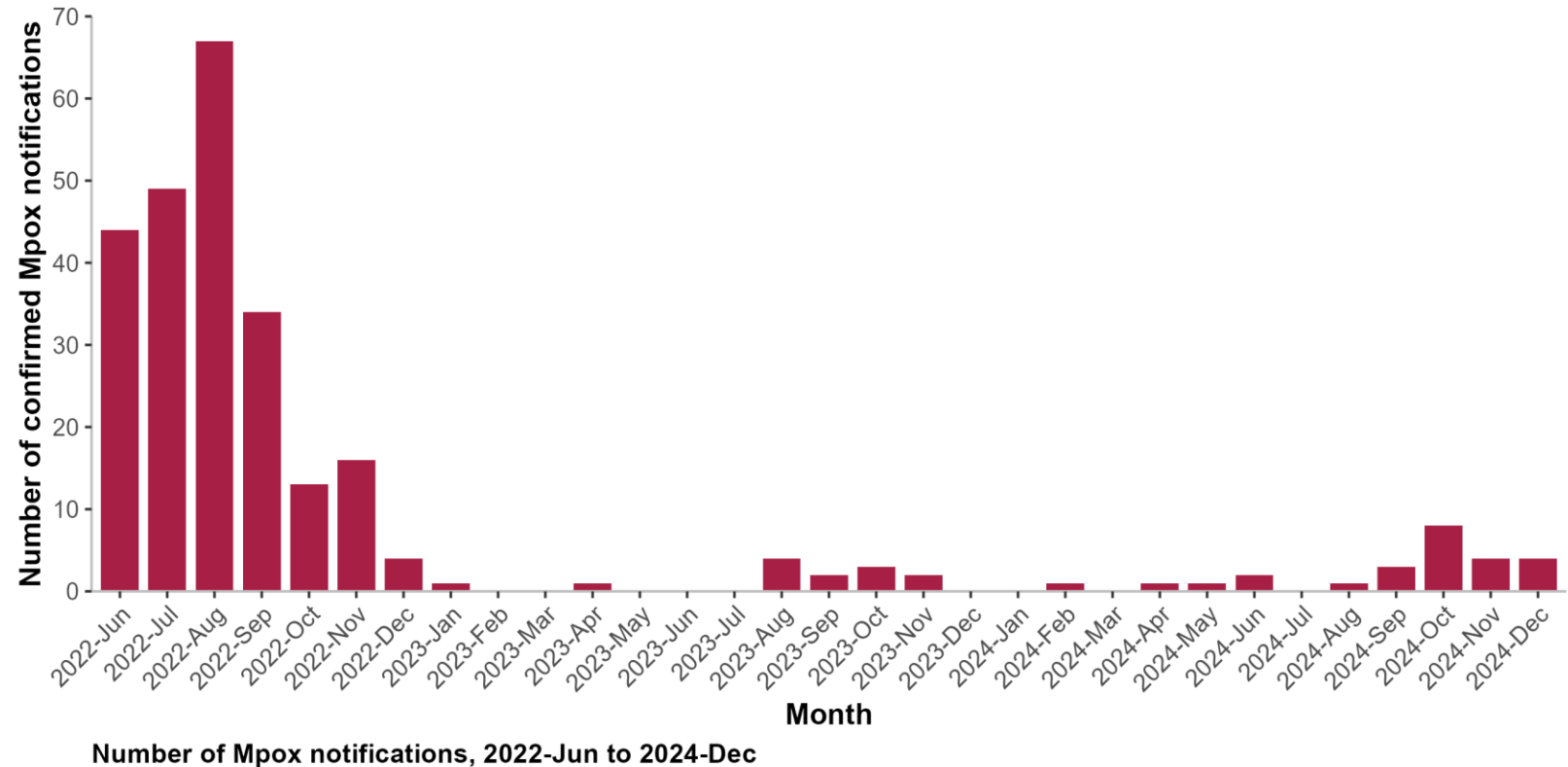
- 973 confirmed cases notified
- Notification rate increased by 9% in 2024 compared to 2023
- Median age: 35 years
- 92% in males, highest rates among those aged 30–34 years
  - Where MoT known in males (56%) - 93% gbMSM
- 18% of cases had evidence of re-infection with syphilis compared to 26% in 2023.
- HIV status recorded in 47% in 2024 down from 64% in 2023
  - 31% in people living with HIV (PLHIV) in 2024, unchanged since 2023
  - 44% of those PLHIV had evidence of reinfection, down from 57% in 2023
- In HIV negative males
  - 32% on HIV Pre Exposure Prophylaxis (PrEP), compared to 35% in 2023
  - 17% had evidence of reinfection, compared to 24% in 2023
- 8% in females, highest rate among those aged 25-29 years
- Highest rate in HSE Dublin and Midlands
- Where ethnicity was recorded (51%): White or White Irish account for 70% of notifications; Black or Black Irish 3%; Asian or Asian Irish 4%; Mixed background or Other 22%

\*Please note EIS data for 2024 are provisional and subject to ongoing review, validation and update.

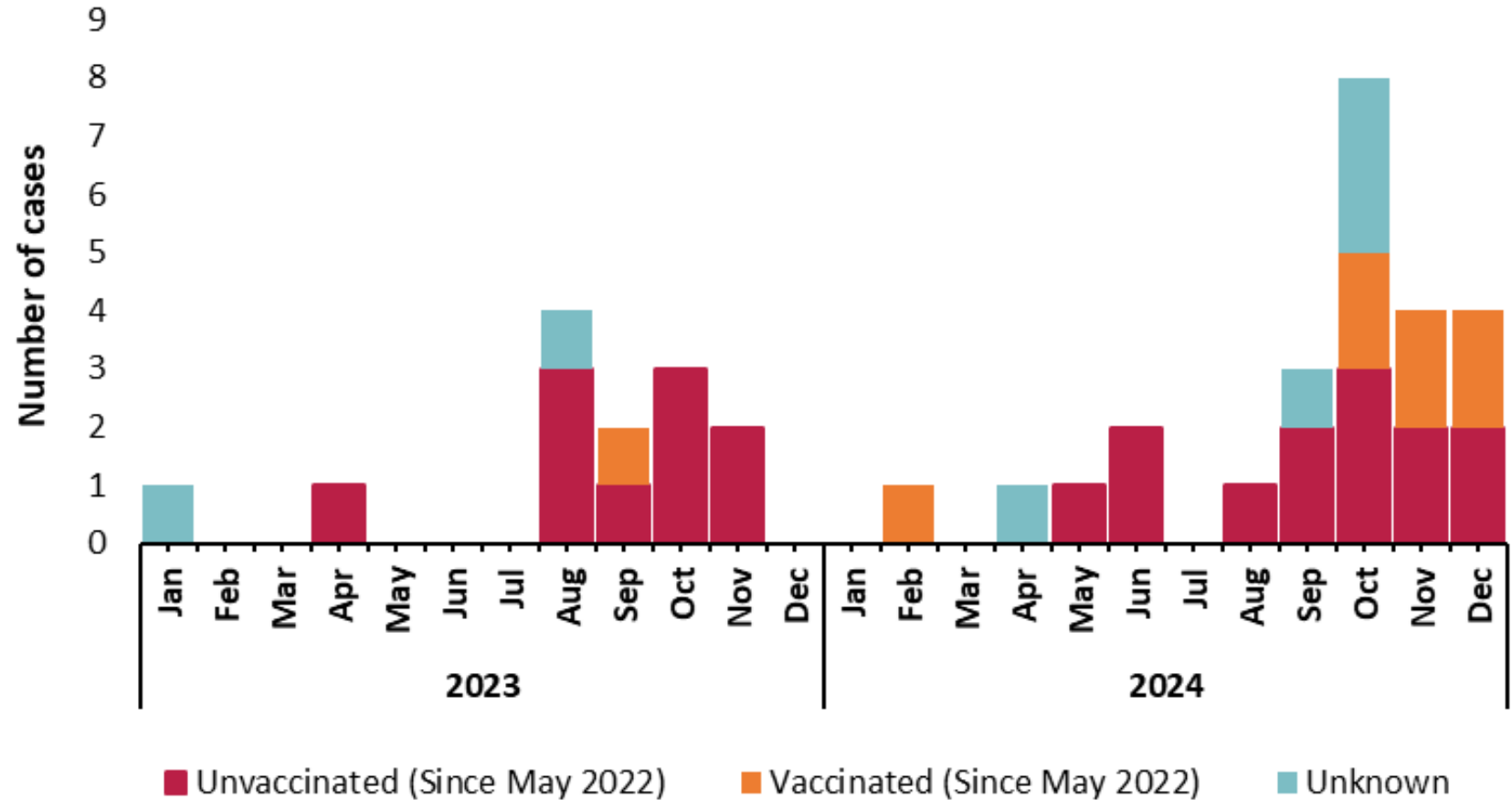


# HSE Mpox: Trend in number of confirmed notifications, 2022 - 2024

- In May 2022, the first case of mpox was notified in Ireland, linked to the international outbreak of mpox (Clade IIb) that caused the global Public Health Emergency of International Concern (PHEIC)
- Between 2022 and 2024, 265 confirmed cases of mpox notified on CIDR
- Mpox notifications decreased significantly compared to 227 in 2022, with 13 cases in 2023 and 25 in 2024
- Behaviour change, and immunity due to vaccination or infection have contributed to the decline in cases

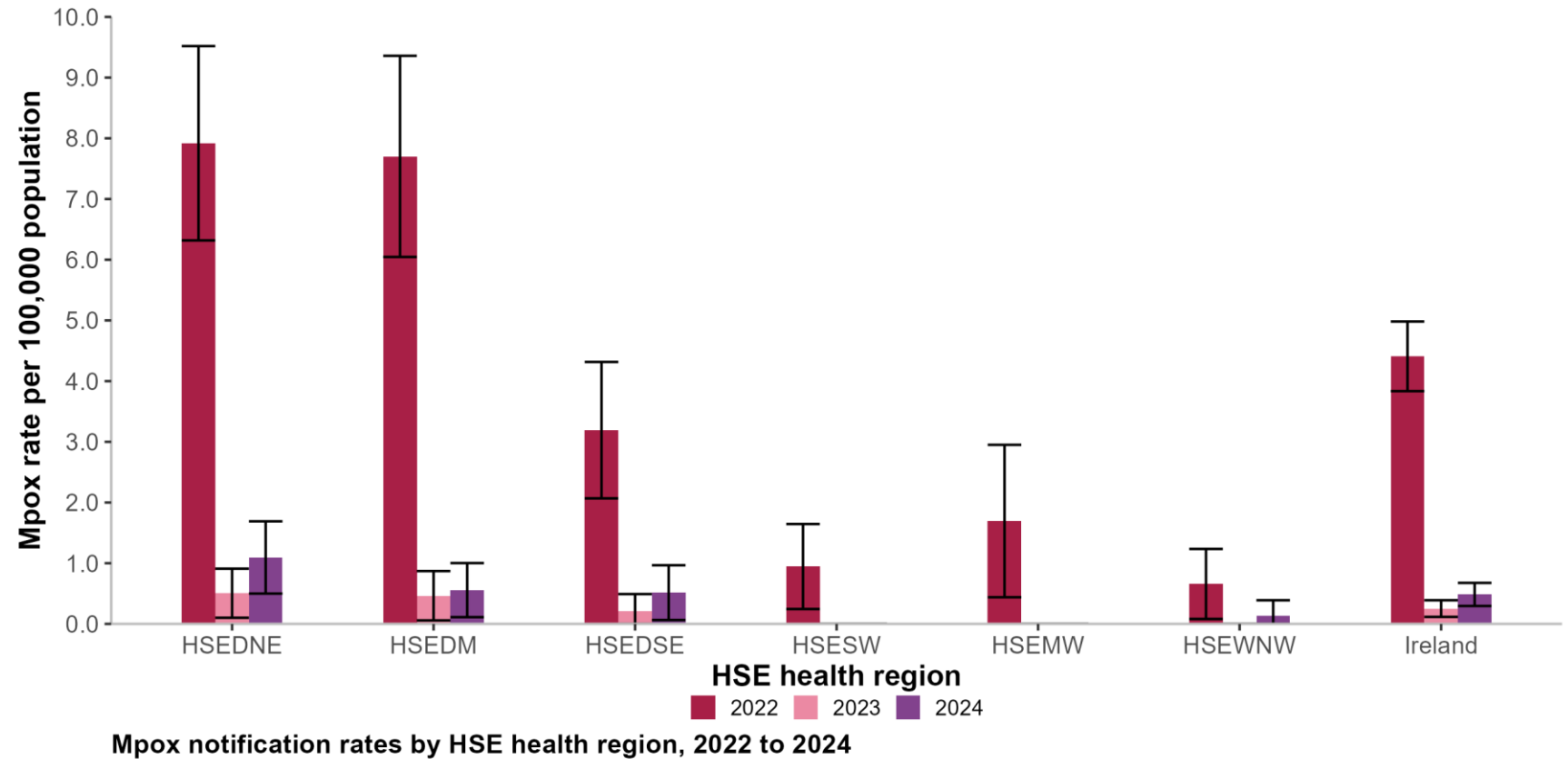


- Between 2023 and 2024, 38 confirmed cases were notified in Ireland
- Of these, eight were vaccinated, seven of which report full vaccination, 23 not vaccinated and seven with unknown vaccination status



# HSE Mpox: Trend in notification rates by HSE health region, 2022 - 2024

- In 2024, highest notification rate in HSEDM (HSE Dublin and Midlands) (1.1 per 100,000 population)



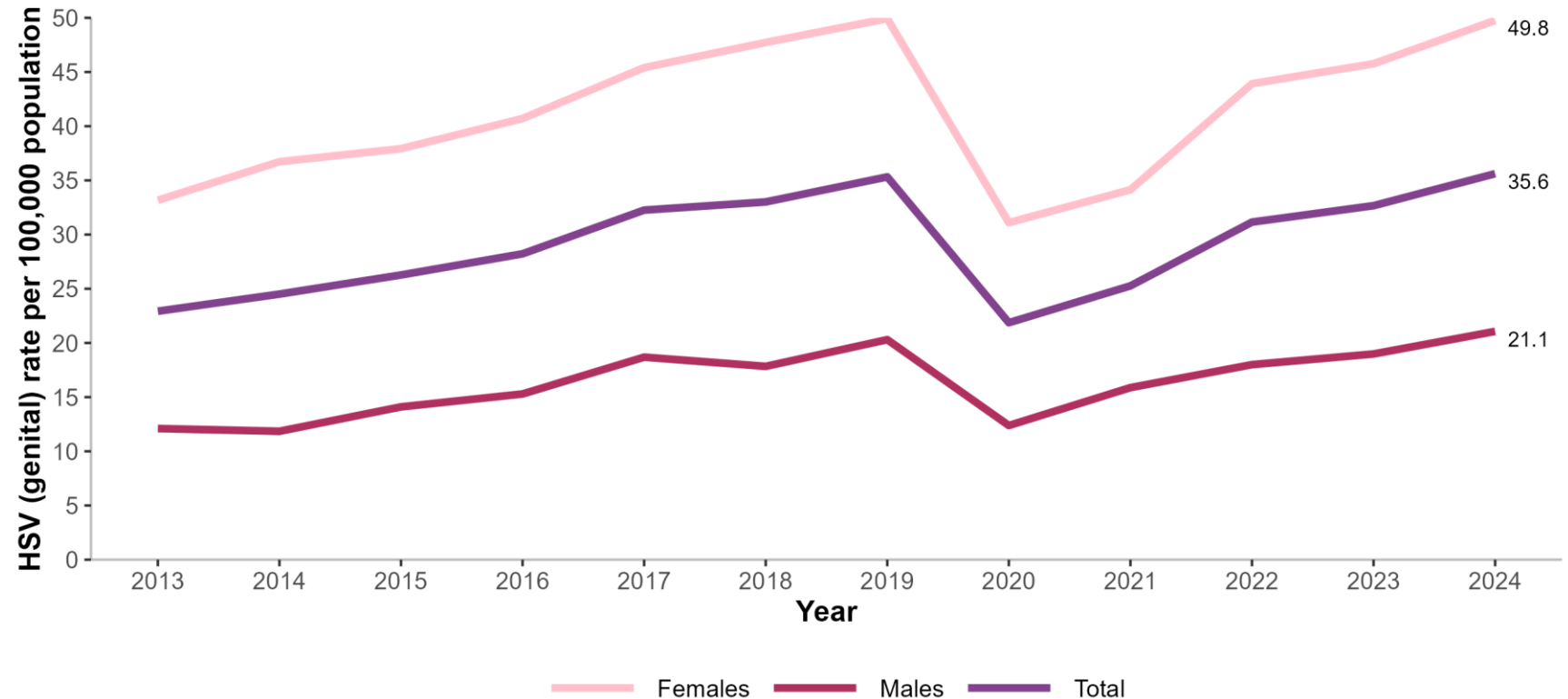
# HSE Mpox in Ireland, 2022-2024: Summary

- 25 confirmed cases in 2024, compared to 13 in 2023 and 227 in 2022
- Notification rate increased in 2024 compared to 2023, however rates were low in both years
- Highest number of notifications in HSE Dublin and North-East
- Of the 265 confirmed cases between 2022 to 2024
  - Median age: 35 years
  - 99.7% among males (highest rate among those aged 30-34 years)
  - 89% gbMSM
  - 49% travelled internationally in the 21 days prior to symptoms
  - 23% in people living with HIV (PLHIV)
  - 9% hospitalised
- According to the [latest ECDC report \(April 2025\)](#), the overall risk of infection remains low for men who have sex with men and low for the broader EU/EEA population



# HSE Herpes simplex (genital): Trend in notification rates by gender, 2013 - 2024

- Herpes simplex (genital) notification rate increased by 9% compared to 2023
- Herpes simplex (genital) notification rate remains stable when compared to 2019

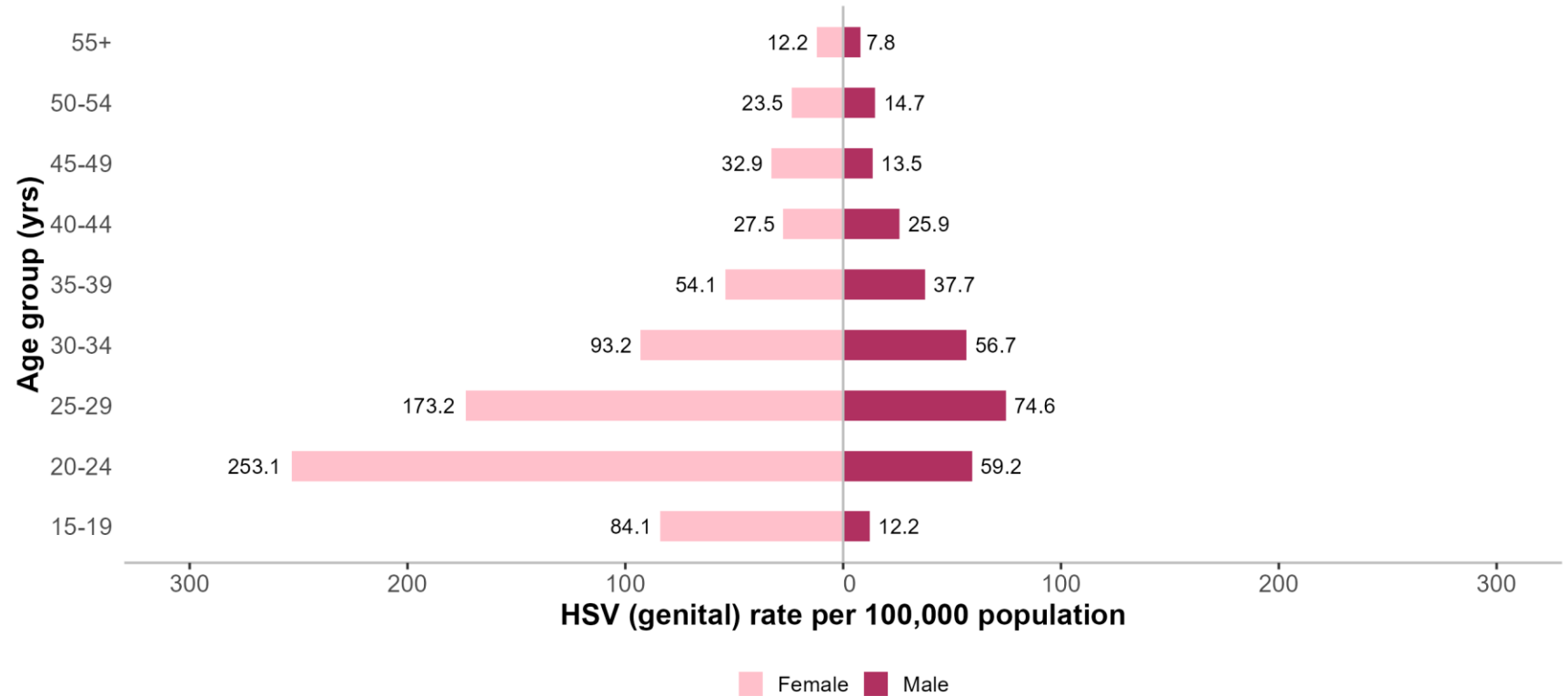


## HSV (genital) notification rates by gender, 2013 to 2024

The COVID-19 pandemic likely impacted STI surveillance data in 2020 to 2021 due to reductions in transmission, under ascertainment and underreporting.

# HSE Herpes simplex (genital): Notification rates by age and gender, 2024

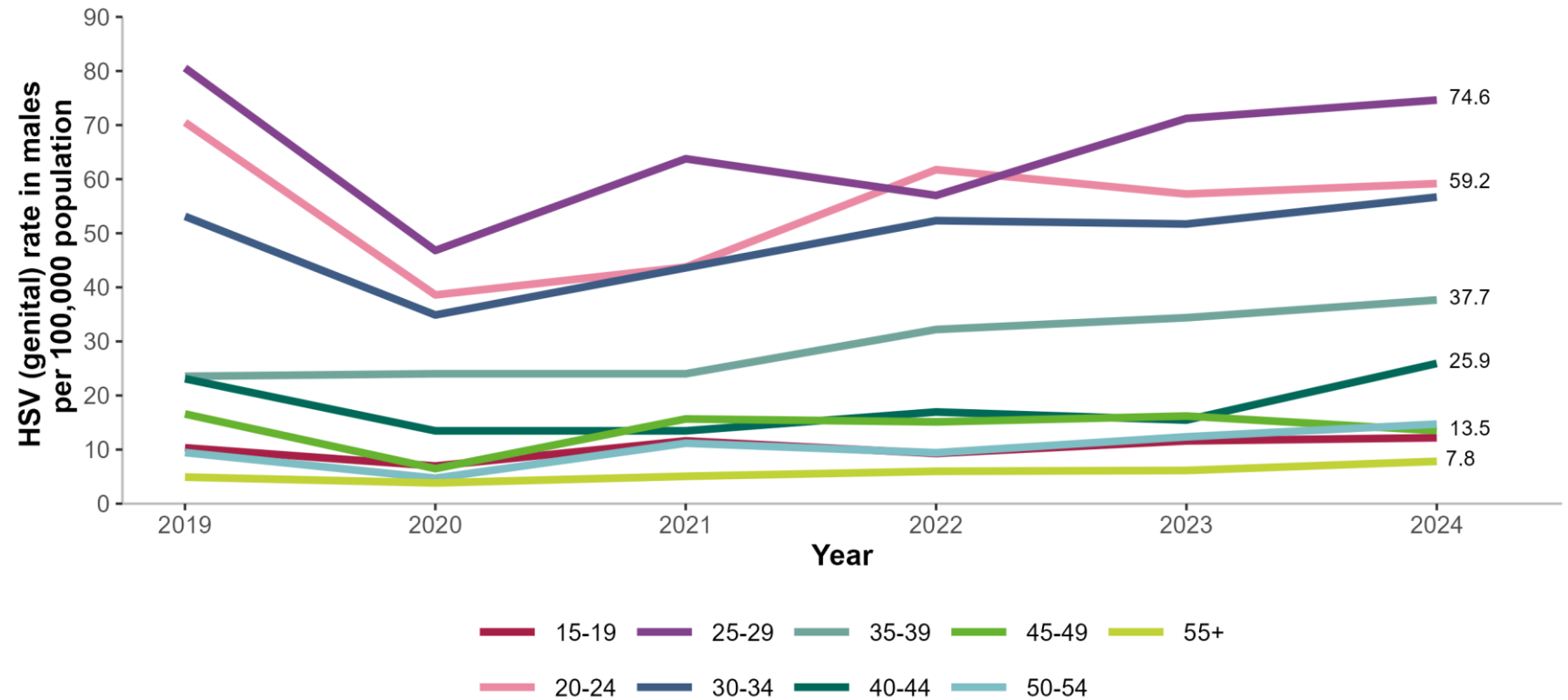
- Notification rates higher in females than males for all age groups
- Highest rate among females aged 20-24 years



HSV (genital) notification rates by age and gender, 2024

# HSE Herpes simplex (genital): Trend in notification rates in males, 2019 - 2024

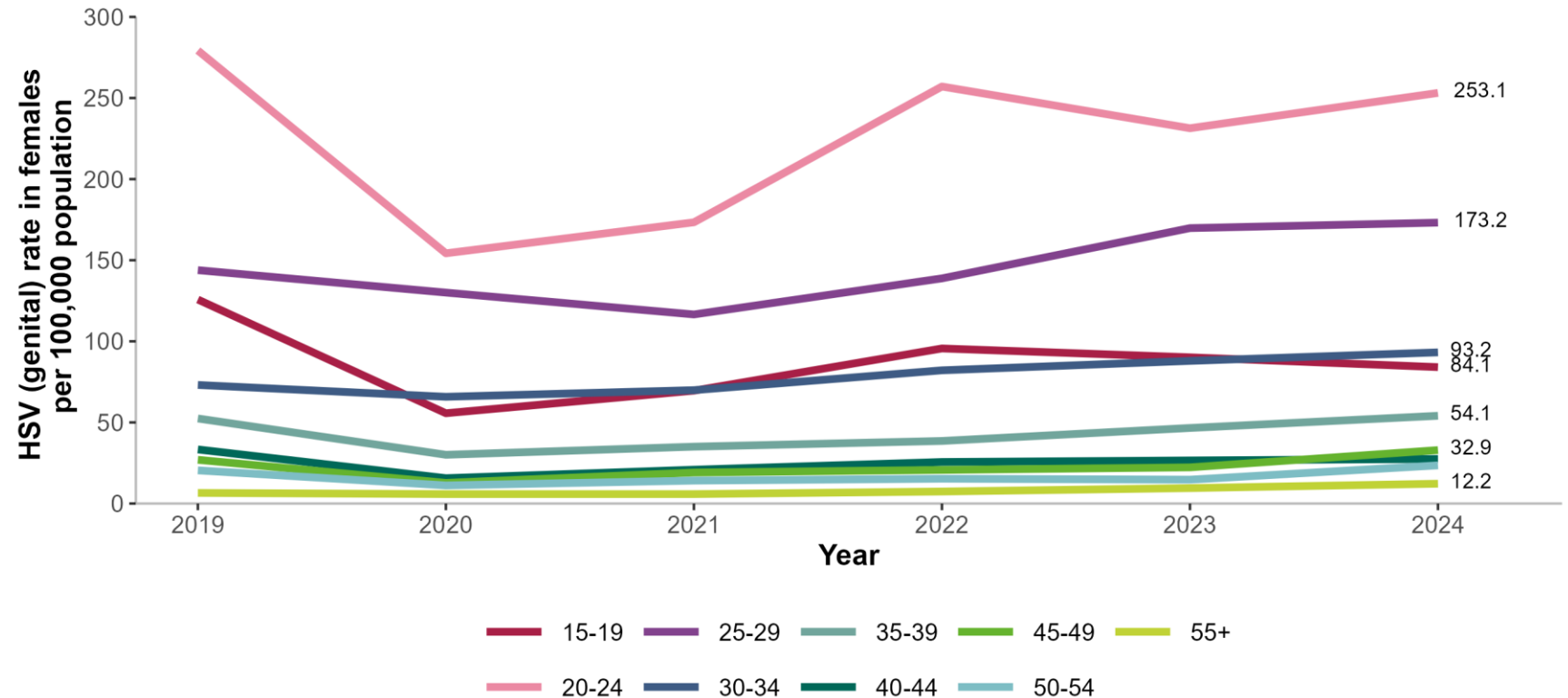
- In 2024, highest age specific rate in males in those aged 25-29 years



HSV (genital) notification rates in males by age group, 2019 to 2024

# HSE Herpes simplex (genital): Trend in notification rates in females, 2019 - 2024

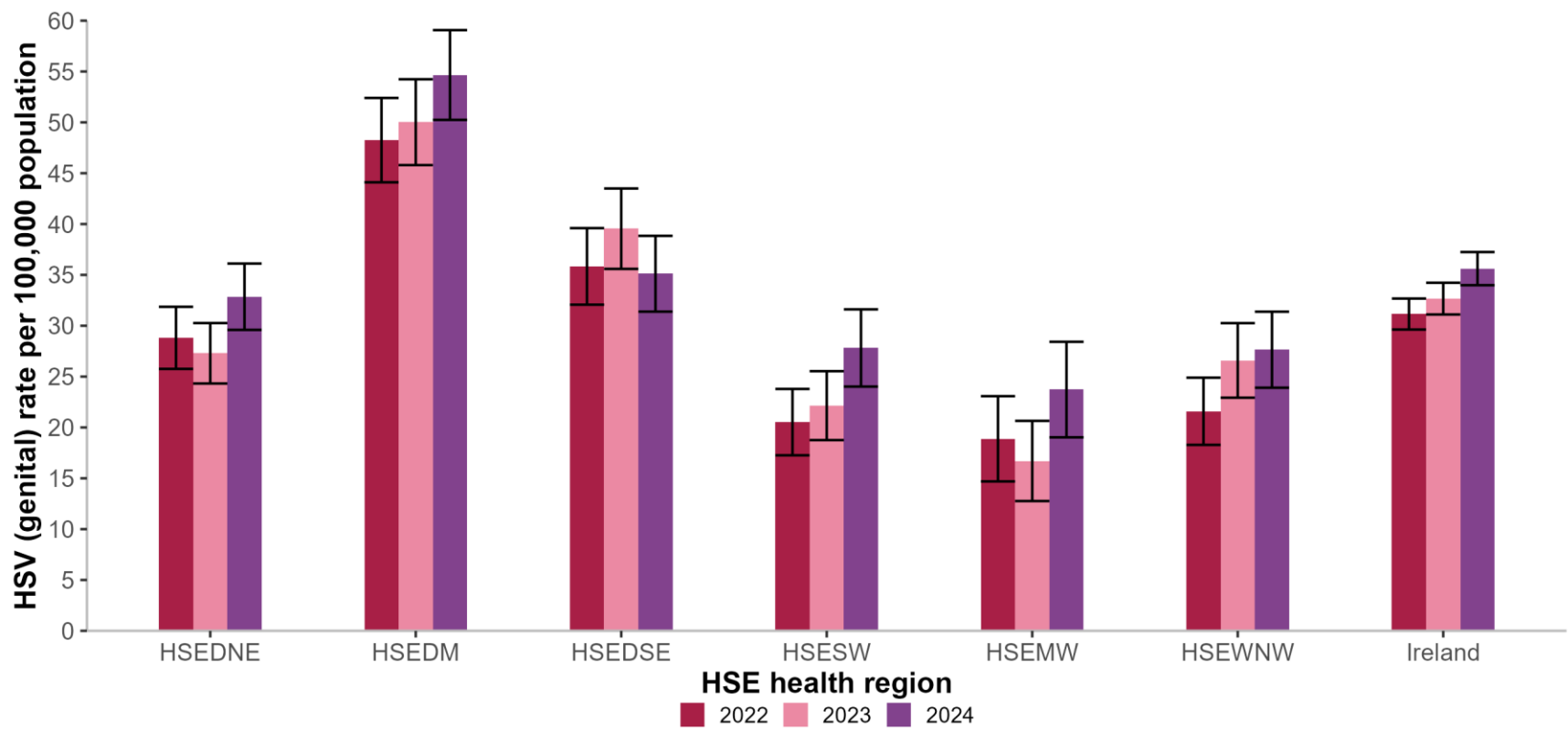
- In 2024, highest age specific rate in females in those aged 20-24 years



HSV (genital) notification rates in females by age group, 2019 to 2024

# Herpes simplex (genital): Trend in notification rates by HSE health region, 2022 - 2024

- In 2024, highest notification rate in HSEDM (HSE Dublin and Midlands) (55 per 100,000 population)



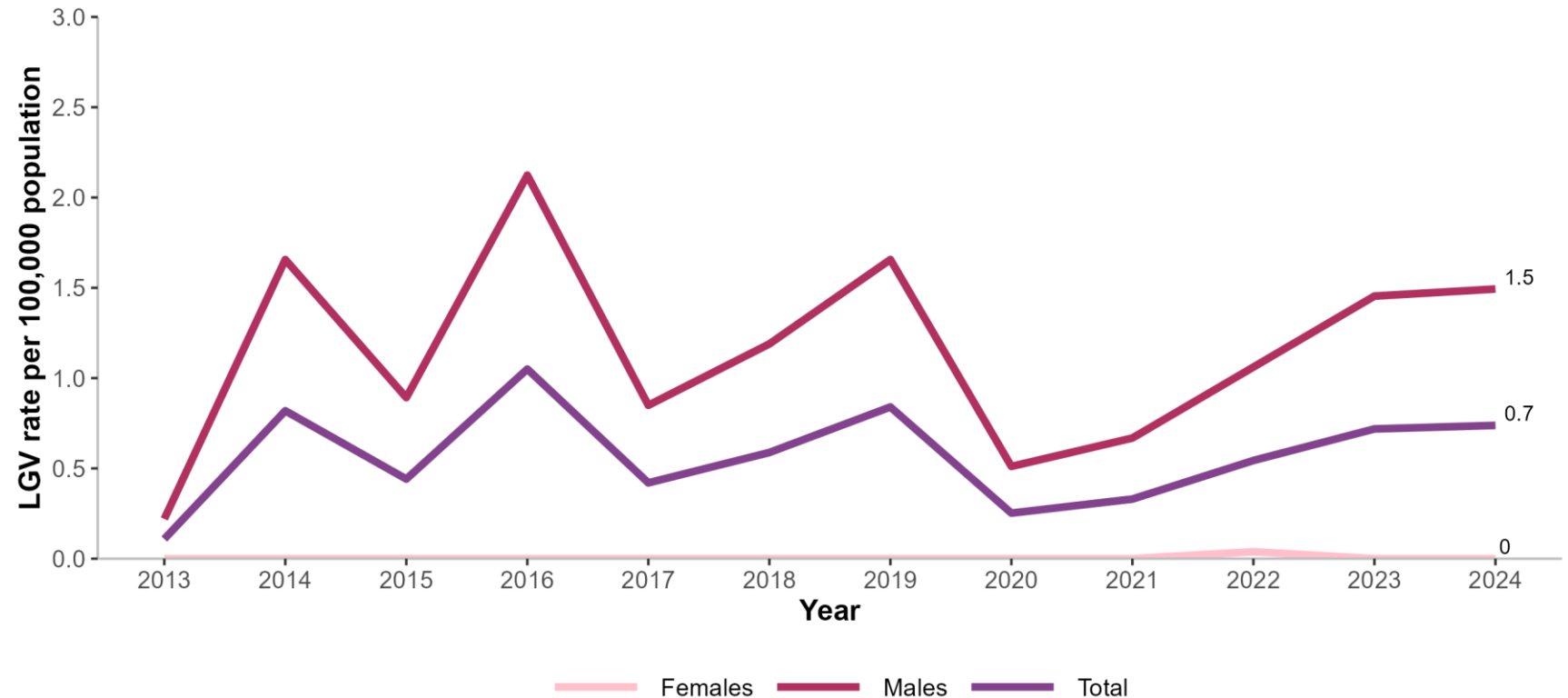
HSV (genital) notification rates by HSE health region, 2022 to 2024

# Herpes simplex (genital) in Ireland, 2024: Summary

- 1,834 confirmed cases notified
- Notification rate increased by 9% in 2024 compared to 2023
- 35% of cases in young people aged 15-24 years.
- Median age: 28 years
- 71% of cases female
- The highest age-specific rate in females aged 20-24 years (253 per 100,000 population)
- Notifications by subtype:
  - 55% HSV-1
  - 34% HSV-2
  - 11% Subtype unknown
- Highest notification rate in HSE Dublin and Midlands

# HSE LGV: Trend in notification rates by gender, 2013 - 2024

- Lymphogranuloma Venereum (LGV) notification rates remain low at 0.7 per 100,000 population in 2024
- All notifications in males

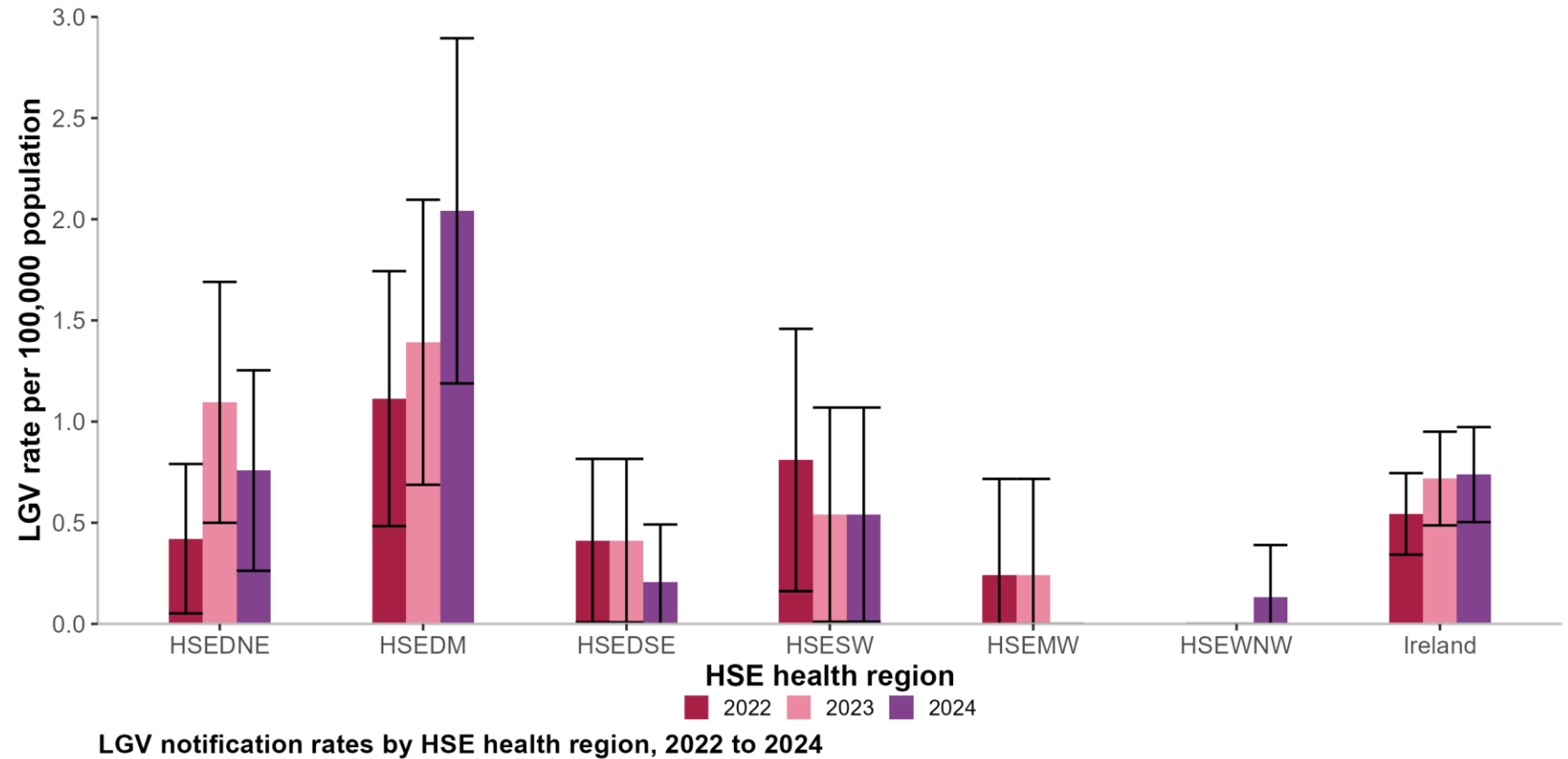


## LGV notification rates by gender, 2013 to 2024

The COVID-19 pandemic likely impacted STI surveillance data in 2020 to 2021 due to reductions in transmission, under ascertainment and underreporting.

# HSE LGV: Trend in notification rates by HSE health region, 2022 - 2024

- In 2024, highest notification rate for LGV in HSEDM (HSE Dublin and Midlands) (2 per 100,000 population)



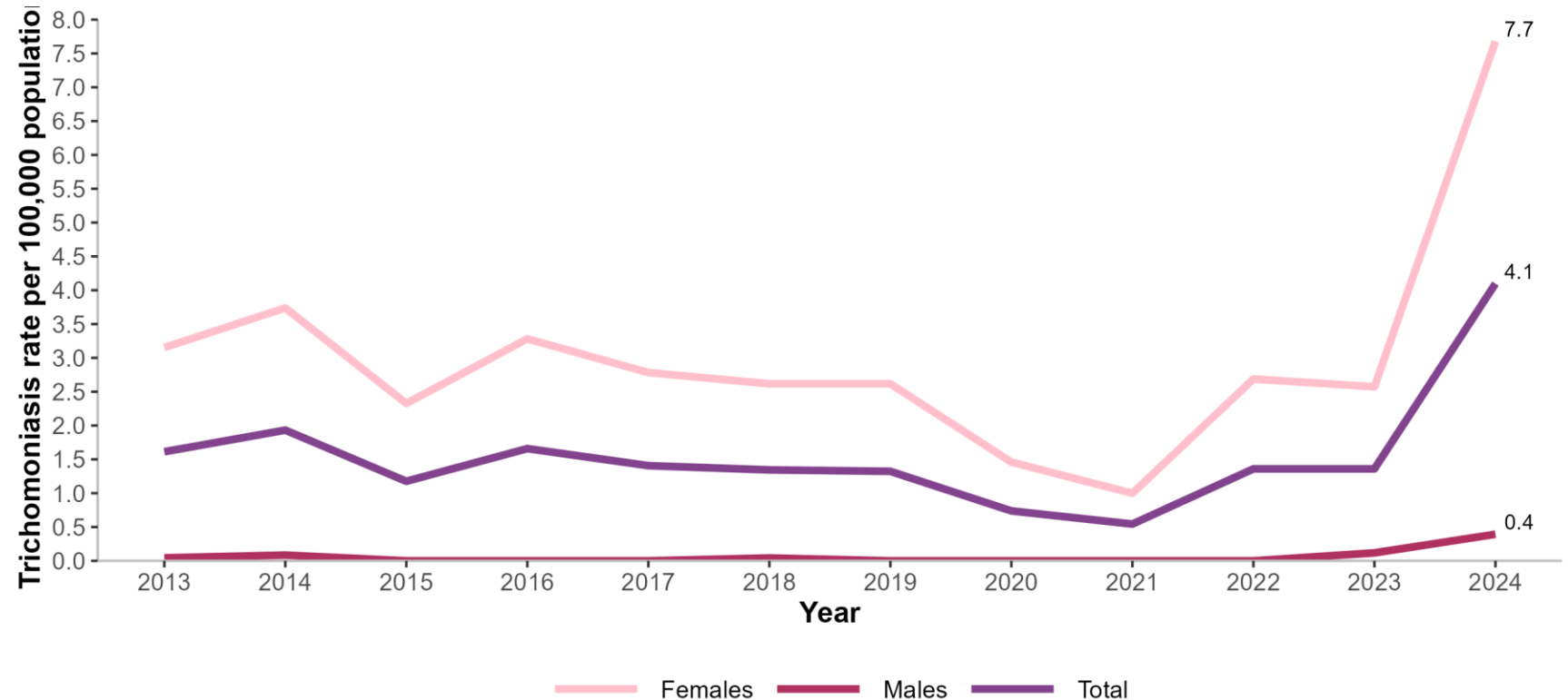


# LGV in Ireland, 2024: Summary

- 38 confirmed cases notified
- Notification rate increased by 3% in 2024 compared to 2023
- 42% cases aged 25-34 years
- Median age: 35 years
- 100% of cases among males
- Where MoT was known (84%)
  - 100% gbMSM
- Where HIV status was known (63%)
  - 50% of LGV cases people living with HIV (PLHIV)
- Highest notification rate in HSE Dublin and Midlands

# HSE Trichomoniasis: Trend in notifications rate by gender, 2022 - 2024

- The [case definition](#) for trichomoniasis was updated on 2<sup>nd</sup> January 2024 to include molecular testing methods
- The increase in the trichomoniasis notification rate in 2024 is likely due to better case ascertainment and comparison of 2024 data with previous years is not valid

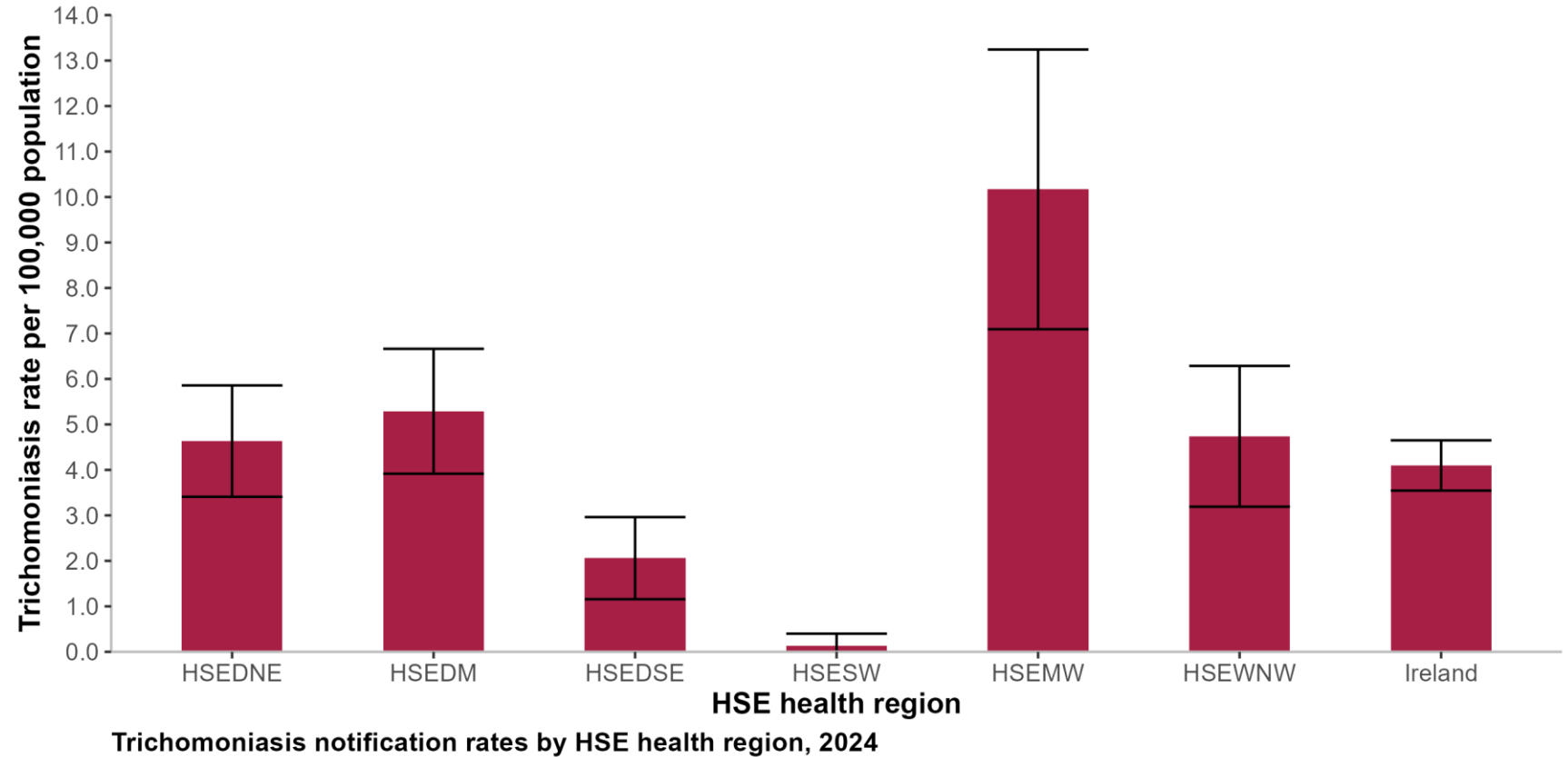


## Trichomoniasis notification rates by gender, 2013 to 2024

The COVID-19 pandemic likely impacted STI surveillance data in 2020 to 2021 due to reductions in transmission, under ascertainment and underreporting.

# HSE Trichomoniasis: Trend in notification rates by HSE health region, 2024

- Prior to the updated case definition, cases may have been underreported in some HSE health regions - comparison of 2024 data with previous years is not valid
- Highest notification rate for Trichomoniasis in 2024 in HSEMW (HSE Mid-West) (10.1 per 100,000 population)



# Trichomoniasis in Ireland, 2024: Summary

- 211 confirmed cases notified
- Notification rate increased to 4.1 per 100,000 population due to better case ascertainment since introduction of the new case definition in 2024 therefore comparison of 2024 data with previous years is not valid
- 95% female
- Median age: 30 years
- 27% of cases in young people aged 15-24 years

# Other notifiable STIs in Ireland, 2024

## **Summary: chancroid, granuloma inguinale, anogenital warts and non-specific urethritis**

- There were no notifications of chancroid or granuloma inguinale reported in Ireland since 2019
- Notifications of anogenital warts and non-specific urethritis from STI clinics and primary care were collated by Departments of Public Health and notified to HPSC in aggregate format prior to the COVID-19 pandemic. This surveillance system has not been re-established, and data were not collated during 2024

# Summary of STIs in young people aged 15-24 years in Ireland, 2024

- Overall STIs in young people aged 15-24 years **decreased by 23%** in 2024 compared to 2023 (from 1,610 to 1,246 per 100,000 population)
- Notification rates in young people aged 15-24 years
  - Overall STI notification rate in **females decreased by 23%** (from 1,969 to 1,516 per 100,000 population)
  - Overall STI notification rate in **males decreased by 22%** (from 1,252 to 978 per 100,000 population)
  - Chlamydia notification rates in **females decreased by 21%** from (1,428 to 1,126 per 100,000 population)
  - Chlamydia notification rates in **males decreased by 21%** (from 775 to 611 per 100,000 population)
  - Gonorrhoea notification rates in **females decreased by 45%** (from 371 to 204 per 100,000 population)
  - Gonorrhoea notification rates in **males decreased by 27%** (from 423 to 309 per 100,000 population)

# Summary of STIs in gbMSM in Ireland, 2024

## **GbMSM remain a key population impacted by STI's in 2024**

- In 2024 where MoT\* is known in males, gbMSM accounted for
  - ▪ 100% of LGV cases
  - ▪ 100% of mpox cases
  - ▪ 93% of EIS cases
  - ▪ 90% of gonorrhoea cases
- **Comparing 2024 data to 2023**
- Gonorrhoea notification rate among gbMSM remained high but stable (from 2,095 to 2,112 per 100,000 population)
- EIS notification rate in males increased by 8% (from 32.4 to 35.1 per 100,000 population)
- LGV notification rate in males remains low (at 1.5 per 100,000 population)
- Mpox notification rate increased by 92% (from 13 cases in 2023 to 25 in 2024) and the notification rate is low (0.5 per 100,000 population)

\*MoT data are not collected for chlamydia or herpes simplex (genital)

# Preventing STIs

The HSE has a range of free supports, promoted through the Sexual Wellbeing and Man2Man campaigns, such as:

- **Free condoms:** Condoms are the most effective method of preventing most STIs. Condoms and lubricant are available free and can be accessed by anyone from the age of 17 years through postal services or community venues. Further information on how to access free condoms is available at [sexualwellbeing.ie/where-to-get-free-condoms](https://sexualwellbeing.ie/where-to-get-free-condoms)
- **Learn about prevention:** Information on how to prevent STIs is available at [sexualwellbeing.ie/how-do-i-prevent-STIs](https://sexualwellbeing.ie/how-do-i-prevent-STIs) This includes advice on condom use, testing and vaccinations
- **Resources for gay, bisexual, and other men who have sex with men (gbMSM)** are available at [www.man2man.ie](https://www.man2man.ie)
- **National HSE free home STI testing services:** The HSE free home STI testing service is available to anyone aged 17 or older. To use the service, order a test kit here, [www.sexualwellbeing.ie/hometesting](https://www.sexualwellbeing.ie/hometesting), return your samples to the laboratory by post, and you will receive your test results by text message or phone call.
- **Public STI clinics:** All STI testing and treatment in public sexual health or GUM clinics is provided free of charge. A list of public STI clinics is available at [sexualwellbeing.ie/sti-services](https://sexualwellbeing.ie/sti-services)



# Further information on STIs in Ireland, 2024

- These slides present data on STIs notified to HPSC and trends to the end of 2024
- [Early Infectious Syphilis](#) annual epidemiological report to the end of 2023 is available on the HPSC website
- [Antimicrobial resistance in Neisseria gonorrhoeae in Ireland](#) 2010-2023 is available on HPSC website
- Data on notified [HIV cases and trends](#) are reported separately
- [Hepatitis B](#) and sexually transmitted enteric infections (STEI), such as [shigellosis](#), are reported separately
- [Monthly reports on HIV and STIs](#) in Ireland are available on the HPSC website
- Weekly reports on HIV and STIs in Ireland are available on the [National Notifiable Disease Hub](#).

- Data are based on statutory notifications and were extracted from Computerised Infectious Disease Reporting (CIDR) system on 15/04/2025. Data are provisional and subject to ongoing review, validation and update. As a result, figures in this report may differ from previously published figures
- Only laboratory confirmed cases notified to CIDR are presented in these slides unless otherwise indicated
- Where gender is reported, male includes cis-male and trans-male (where reported) and female includes cis-female and trans-female (where reported)
- STI data are presented based on date of notification to the HPSC unless otherwise stated
- Population data were taken from Census 2022, 2016 and 2011 from the Central Statistics Office (CSO)
- Data from 2013 were analysed using CSO population data from Census 2011; Data from 2014-2019 were analysed using CSO population data from Census 2016; Data from 2020 onwards were analysed using Census 2022
- When incidence rates by gender are reported the numerator is gender identity as recorded on CIDR and the denominator is population data from Census 2011, Census 2016 or Census 2022 by sex (at birth)
- The COVID-19 pandemic (2020 and 2021) likely impacted STI surveillance data through reductions in transmission, under ascertainment and underreporting

- Trichomoniasis numbers and rates by HSE health region should be interpreted with caution as some laboratories used new molecular testing methods that were not included in the laboratory criteria for notification until 2 January 2024. Prior to the updated case definition, cases may be underreported in some HSE health regions comparison of 2024 data with previous years is not valid
- Ethnicity was unknown for 77% of chlamydia notifications and 69% of gonorrhoea notifications.
- The counties covered by each of the six HSE Health Regions are as follows:
  - HSEDNE : HSE Dublin and North-East - North Dublin, Meath, Louth, Cavan, and Monaghan
  - HSEDM: HSE Dublin and Midlands - Longford, Westmeath, Offaly, Laois, Kildare, West Wicklow, parts of South Dublin
  - HSEDSE: HSE Dublin and South-East - Tipperary South, Waterford, Kilkenny, Carlow, Wexford, East Wicklow, parts of South Dublin
  - HSEMW: HSE Mid-West - Limerick, Tipperary and Clare
  - HSESW: HSE South-West - Kerry and Cork
  - HSEWNW: HSE West and North-West - Donegal, Sligo, Leitrim, West Cavan, Roscommon, Mayo, and Galway

# Acknowledgements

- The Health Protection Surveillance Centre (HPSC) would like to sincerely thank all of the data providers and all who have contributed data to this report including: Microbiology laboratories, National Virus Reference Laboratory, Departments of Public Health, Sexual Health Programme (SHP), Consultants in Infectious Disease/Genitourinary Medicine, GPs, Health Advisors, All other clinical staff involved.
- These slides may be copied and reproduced, provided HPSC is acknowledged.
- Suggested citation: HSE-Health Protection Surveillance Centre. Sexually Transmitted Infections (STIs) in Ireland: Trends to the end of 2024